

The Power of On-Demand Colour Printing!



*Mountainview Central
Public Elementary* **2012**



**VIRTUAL
IMPACT**
MARKETING INC.

*2012 Yearbook Sample
"The Memories Remain"*

TABLE OF CONTENTS

VIRTUAL IMPACT MARKETING INC.

Yearbook Contract.....	4
Deadlines.....	5
Production Equipment.....	6
On-Line Tools and Tips.....	7
Paper Stock Selection.....	8

SOFTWARE

PDF Creation.....	13
VIMI Layout.....	15
Yearbooks! Software.....	24
LumaPix Yearbook Fusion.....	30
LumaPix Yearbook Fusion Sample Themes.....	32
LumaPix Yearbook Fusion Sample Yearbook.....	38

BINDING BASICS

Binding Basics.....	77
Saddle and Side Stitching.....	78
Spiral (Mechanical) Binding.....	78
Comb (Mechanical) Binding.....	79
Adhesive Binding (Perfect Binding).....	80
Ring Binding.....	80

INFORMATION FROM OTHERS

Information From Others.....	81
------------------------------	----

IDEAS AND LAYOUTS

Cover Pages.....	101
Principal Pages.....	114
Staff Pages.....	115
Student Council Pages.....	117
Dedication Pages.....	118
Graduating Class Pages.....	120
About Our School Pages.....	124
About ME Pages.....	126
Activities Pages.....	128
Classroom Spreads Pages.....	133
Arts and Music Pages.....	146
Field Trip Pages.....	152
Holiday Pages.....	156
Special Days Pages.....	161
Autograph Pages.....	165
About ME Pages.....	126
About ME Pages.....	126

PURPOSE OF THIS SAMPLE . . .

- Provide a sample of our output quality and the paper stocks used in the production of your yearbook.
- Demonstrates the perfect bound, soft cover version of finished yearbook: While other binding options are available and briefly discussed later in this sample, by far the most popular option for yearbooks remains perfect bound soft cover.
- Provide information of various software packages to assist in the creation of your yearbook Many options are available these days in creating your yearbook, including full fledged page layout programs such as InDesign and QuarkXpress to lesser ones such as Microsoft Publisher. This sample discusses these options as well as software designed exclusively to produce yearbooks.
- Provide Information on producing your yearbook including guides and tools.
- Idea Book Act as an idea book by displaying the variety of layouts that others have developed when creating their own yearbook.



VIRTUAL IMPACT MARKETING INC.

For 12 years, Virtual Impact has specialized in the short-run (on-demand, or as-needed, just-in-time) production of books, training manuals, catalogues and price lists in full colour.

We are now pleased to introduce our latest cost effective, high quality products for your review: Full Colour Yearbooks and School Agendas.

Our yearbooks are cost effective, fast and easy to produce with our software and can be ordered in as few as 35 units.

MISSION

To produce high quality, affordable yearbooks to facilitate every student's ability to obtain a increasingly valuable memento of their formative years.

SPECIFICALLY . . .

Virtual Impact focuses on meeting the needs of clients by providing the following benefits:

- **Low cost production of high quality, colour yearbooks** - our state of the art printing plant, combined with our high volumes allow us to offer exceptional savings to schools looking to produce affordable, quality, yearbooks.
- **No additional fees.** While many of our competitors offer extensive assistance in developing and producing the yearbook, these additional personnel increase the cost of the final product, sometimes beyond affordability for many students.
- **"Just the Print"** While we do supply guides and software to assist in the creation of your yearbook, Virtual Impact specializes only in the printing of the yearbook. Design and layout services are offered only on a limited basis and at additional cost.
- **"YES to Paste-Ups"** Unlike other yearbook suppliers, Virtual Impact Marketing accepts "paste-ups" (pictures/drawings glued onto a page). We will scan and print these pages exactly as is but would note that this production method will have lower output quality than "digital" books.

INTRODUCTION





YEARBOOK CONTRACT

Virtual Impact requires all yearbook files to arrive in our plant as "Press Quality" "All fonts embedded"

Please refer to the guaranteed delivery timetable below. Space is limited, so return your contract as soon as possible to reserve your preferred delivery date.

Call us about dates not shown here.

Guaranteed Delivery Date	Deadline Date	Guaranteed Delivery Date	Deadline Date	Guaranteed Delivery Date	Deadline Date
March 24	January 21	April 24	February 21	May 27	March 24
March 27	January 24	April 28	February 25	May 30	March 27
March 31	January 28	May 1	February 28	June 3	March 31
April 3	January 31	May 5	March 3	June 6	April 3
April 7	February 4	May 8	March 6	June 10	April 7
April 10	February 7	May 12	March 10	June 13	April 10
April 14	February 11	May 15	March 13	June 17	April 14
April 17	February 14	May 19	March 17	June 20	April 17
April 21	February 18	May 22	March 20	June 24	April 21

Failure to have your complete order in our office at least **45 working days** before your delivery date will nullify your guaranteed delivery date. This may also result in a delivery date that is **several weeks** later than you have requested.

Ordered By (your kit will be sent to this address):

School: _____ Person to Contact: _____

Address: _____ City: _____

State: _____ Zip: _____ Principal: _____

School Phone: (____) _____ School Fax: (____) _____

Home Phone: (____) _____ E-mail: _____

Additional information to help us schedule your production and prepare your instruction manual.

Full-Color Book Black & White Book

Approx. anticipated # of pages: _____ Approx. anticipated # of books: _____

Requested Delivery Date of Completed Yearbooks: #1 _____ #2 _____ #3 _____

Signature

Date

Print Name

Title

We will not process this contract without a signature.

DEADLINES

MARCH 31ST

Return of the contract with 50% Deposit

Final version of the Cover

Any contracts submitted beyond the deadline cannot be guaranteed to be printed before June 20th.

If the final total number of books AND/OR pages are more than 15% higher than in contract, the excess pages cannot be guaranteed to be printed on or before June 20th.

APRIL 30TH

Final PDF or Exported File of the Yearbook

Any revisions as to quantity in the contract

Exact / Latest date the yearbooks are needed on site

If any of the deadlines above are missed, Virtual Impact Marketing Inc. cannot guarantee the delivery of your yearbooks before June 20th.

Please note: Given our printing process and the limited number of pages that can be printed in the peak yearbook season, it may not be possible to schedule the printing of your yearbook. Please reserve your booking by submitting a contract as early as possible. The deposit can still be made on March 31st.

DEADLINES

PRODUCTION EQUIPMENT

Virtual Impact uses a number of different on-demand technologies to meet its customer requirements for printed materials. Our toner based devices include Canon and Konica devices, our “ink” based digital device includes the HP Indigo 5500 and our offset device includes the Heidelberg QMDI-46.

PRODUCTION EQUIPMENT



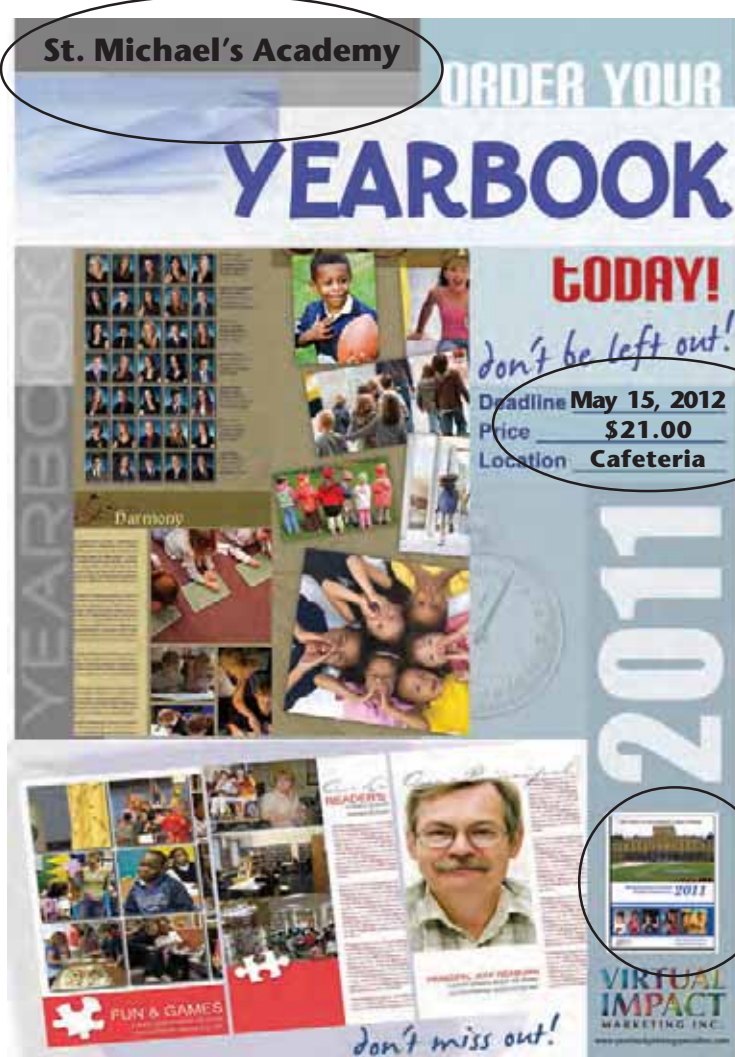
ON-LINE TOOLS AND TIPS

YEARBOOKPRINTINGSPECIALISTS.COM

Our specialty site, www.yearbookprintingspecialists.com is full of tips and tools to help you produce, advertise and sell your yearbook. Please refer to it periodically to ensure you have access to all of the latest tools and services we offer. Amongst other items, the site includes:

- On Line, Current, up-to-date pricing for your yearbook.
- On-Line tools to generate covers
- Free, customized, printed posters to help sell your yearbook
- Free printed flyers to help sell your yearbook.
- Downloads of trial versions of software
- Updated how-to documentation.
- Templates and other utilities.

ON LINE TOOLS AND TIPS



Sample of one of the customizable templates available for your school to help sell yearbooks.

The circled areas represent the items you can customize on-line before sending the file to us for free printing.

PAPER STOCK SELECTION

Our standard paper stock for yearbooks used throughout this sample is 70lb uncoated, acid-free text weight. Heavier 80lb uncoated text stock is sometimes automatically substituted if in our opinion the book in production would benefit from the heavier weight. Books that are lower in page count (less than 60) or very heavy coverage of ink (solid, dark backgrounds) would benefit from the heavier stock weight.

Uncoated text weight stock is used as it provides the best possible and longest term adhesion to the glue that forms the spine of the book, keeping the pages together.

Coated stocks, 80lb and 100lb samples of which are shown on the next two pages, sometimes offer slightly better reproduction capability and are preferred by some. They add 5% to the cost of the book and are available upon request.

Note that “coated” stocks contain a coating (usually of clay) that is ground into the paper under heavy pressure (calendared) to form the glossy, smooth surface. This hard, glossy smooth surface hold the ink on the surface, disallowing it to seep into the fibres. The ink “seeping” into the irregular fibres of the paper is what makes images on uncoated stock appear to be “less sharp”.

The coating also disallows anything else from seeping into the fibres, principally the glue holding the binding together. Since the glue cannot travel into the paper as far, and stays on the surface, the binding of coated stocks is usually less strong and can give with less wear.

FACTORS TO CONSIDER WHEN CHOOSING PAPER STOCK

- **Acid Free.** Paper manufactured to a neutral pH reading (7). Acid free papers are less prone to “yellowing” and “bleaching” colour images.
- **Weight.** Most business paper is 20- to 24-pound (lb) bond (or 60lb offset). Metric equivalents are expressed in grams per square meter, abbreviated as g/m² (or sometimes gsm).
- **Thickness** or caliper refers to the thickness of a sheet of paper in thousands of an inch (or “mil”)
- **Brightness.** Light reflecting property of paper when measured under a specially calibrated blue light. A higher brightness value means that more light is reflected from the surface of the paper, providing crisper text with better contrast and a brighter background for colour and images. Since we specialize in full colour materials, VIMI only uses “hi-bright” stock.
- **Whiteness.** Whiter papers produce sharper, more vibrant colours for photos or presentations. VIMI papers uniformly have 92 or higher whiteness rating with the standard 70lb offset (as used in this yearbook) having a 96 rating.
- **Opacity.** Opacity describes how well the paper blocks the passage of light through it. Highly opaque media prevent print from showing through to the other side. Naturally, all stock used in yearbooks is rated “Opaque”.

Printed on 100lb Coated Gloss Stock (25-Up)



Jesse Cox



Natalie Davis



Grace Diaz



Mandy Edwards



Mark Evans



Gregory Flores



Justin Foster



Casey Garcia



Gerry Gonzales



Trevor Gonzalez



Melissa Gray



Daniel Green



Janet Griffin



Stephanie Hall



Jordan Harris



Paige Hayes



Pat Henderson



George Hernandez



Jake Hill



Tyler Howard



Madison Hughes



Mellisa Jackson



Mia James



Isabelle Jenkins



Patrick Johnson

Printed on 80lb Coated Gloss Stock (25-Up)



Jesse Cox



Natalie Davis



Grace Diaz



Mandy Edwards



Mark Evans



Gregory Flores



Justin Foster



Casey Garcia



Gerry Gonzales



Trevor Gonzalez



Melissa Gray



Daniel Green



Janet Griffin



Stephanie Hall



Jordan Harris



Paige Hayes



Pat Henderson



George Hernandez



Jake Hill



Tyler Howard



Madison Hughes



Mellisa Jackson



Mia James




Isabelle Jenkins



Patrick Johnson

Jumbled Collage



PDF CREATION

Virtual Impact requires all yearbook files to arrive in our plant as “Press Quality” “All fonts embedded” PDF files, unless the yearbook is created in Yearbooks! software. Yearbooks! layouts have to be “packaged” using the procedure provided.

PDF files streamline the printing process, while providing more consistent and reliable results. In particular, they allow for fewer delays from missing components such as fonts and images, or unstable files. PDF files are:

- Complete—They contain all the fonts, graphics, and page layout information necessary to display and print the file exactly as you laid it out.
- Compact—PDF supports a variety of compression methods, allowing for much smaller files that are easier to transmit and faster to print.
- Portable—One of the key benefits of a PDF file is its page, platform, application, and device independence. You can print high-resolution PDF files on any PostScript 3 output device with the same high-quality results from each. This gives you great flexibility in a previously inflexible workflow.

CREATE PDF'S DIRECTLY FROM MICROSOFT PUBLISHER

Microsoft Publisher is an excellent document layout and formatting application, and a large number of schools have it installed on their systems as a school-wide standard. However, it is difficult to electronically share the document in the Publisher (.pub) format since the document displays and prints differently across computers.

Reasons to Convert Publisher documents to PDF:

- Publisher files are not accurately displayed across computers. Even documents opened in different versions of Publisher can provide unexpected results.
- PDF's are easily opened by all systems and maintain the integrity of the document with the fonts, images, and page properties all displayed as originally intended in the Publisher file.
- The PDF standard is much more compact than the .pub Publisher file format making documents many times smaller while preserving the documents original fidelity.
- Microsoft Publisher documents are inherently insecure while PDF offers several levels of security protection.
- The PDF format is “immune” to macro viruses and these tactics and to date the PDF format has not been a virus “carrier” as has happened with Microsoft's products.
- The PDF file format is an open standard with freely available viewers on any platform.
- PDF format effectively removes harmful metadata from Publisher documents. Metadata can include author properties, statistics, and other sensitive data.

PDF CREATION

SOFTWARE TO CONVERT TO PDF

There are many software packages that can be effectively used to convert any document to PDF format. The following list is in no way exhaustive or complete but does represent software tested by Virtual Impact and determined to effectively work to create quality PDF files.

ADOBE ACROBAT

Adobe is the creator of the PDF format and its creation software is collectively sold as Acrobat, in various levels: Standard, Professional, etc. **Standard** is all that is required for Yearbook purposes and is available at various office supply stores, computer software retailers and on-line at www.adobe.com.

Acrobat is also typically included in software bundles sold by Adobe, especially in its design oriented CS series.

Individually, this software lists at \$299 and may be beyond the budgets allowed for yearbook preparation.

NITRO PDF PROFESSIONAL

Nitro PDF Professional includes everything you need to create, convert and edit PDF files . All files are 100% industry standard and compatible with other PDF viewers. It is an excellent alternative to Adobe Acrobat and is well priced.

Nitro PDF Professional is available on-line at www.nitropdf.com and at some computer software retailers. This software lists at between \$79 and \$99 CDN.

DESKPDF PROFESSIONAL

Is a full featured, low cost PDF software available on-line at www.docudesk.com. Retailing at \$19.95, it has all the features available in the more expensive packages at a highly cost effective rate. A trial version of this software is also available on www.vimi.com under Yearbooks header.



VIMI LAYOUT

Our least expensive option, Virtual Impact Marketing Inc. will convert your student portraits directly from Professional School Photographer Association (PSPA) formatted photo CD into your yearbook.

This option is designed to both eliminate the most time consuming aspect of yearbook layout and, where yearbooks were not previously offered and no yearbook committees have been formed, provide for a quick and efficient way to generate a yearbook with minimal involvement from school personnel.

The students will be listed alphabetically (ascending), by grade (descending) with the teachers and other staff members on their own page.

The number of pictures per page can vary amongst the following options: 16, 25 or 36 per page. In this way, the total number of pages can be controlled.

The background can be varied amongst those following the layout samples. Simply choose one background for the whole book, or select one for each grade.

Each class year will have a distinctive background applied and the finished file will be converted to a low resolution PDF and returned for you to proof.

Although the production fee will have to be paid upon order, the entire cost of production will be credited on your yearbook print order.

COST TO PRODUCE PDF: \$75

**VIMI
LAYOUT**

Mrs. Collins Class (Sample of 36-Up)



Mark Evans



Gregory Flores



Justin Foster



Casey Garcia



Gerry Gonzales



Trevor Gonzalez



Melissa Gray



Daniel Green



Janet Griffin



Stephanie Hall



Jordan Harris



Paige Hayes



Pat Henderson



George Hernandez



Jake Hill



Tyler Howard



Madison Hughes



Mellisa Jackson



Mia James



Isabelle Jenkins



Patrick Johnson



Jacob Jones



Scotty Kelly



Julia King



Sandra Lee



Wyatt Lewis



Madeline Long



Marcy Lopez



Jackie Martin



Athena Martinez



Steven Miller



Stephen Mitchell



Sherry Moore



Jim Morgan



Eric Morris



Melinda Murphy

Mrs. Collins Class (Sample of 25-Up)



Jesse Cox



Natalie Davis



Grace Diaz



Mandy Edwards



Mark Evans



Gregory Flores



Justin Foster



Casey Garcia



Gerry Gonzales



Trevor Gonzalez



Melissa Gray



Daniel Green



Janet Griffin



Stephanie Hall



Jordan Harris



Paige Hayes



Pat Henderson



George Hernandez



Jake Hill



Tyler Howard



Madison Hughes



Mellisa Jackson



Mia James



Isabelle Jenkins



Patrick Johnson

Mrs. Collins Class (Sample of 16-Up)



Emily Adams



Cynthia Alexander



Stanley Allen



Jacob Anderson



Billy Bailey



Trevor Baker



Ava Barnes



Jessica Bell



Johnathan Bennett



Cindy Brooks



Noah Brown



Jackie Bryant



David Butler



Austin Campbell



Bradley Carter



Kelly Clark

Mrs. Collins Class (Sample of 9-Up)



Emily Adams
1100002.JPG 12



Cynthia Alexander
700005.JPG 9



Stanley Allen
700006.JPG 9



Jacob Anderson
700007.JPG 9



Billy Bailey
700008.JPG 9



Trevor Baker
700009.JPG 9



Ava Barnes
700011.JPG 9









Jessica Bell
700012.JPG 9








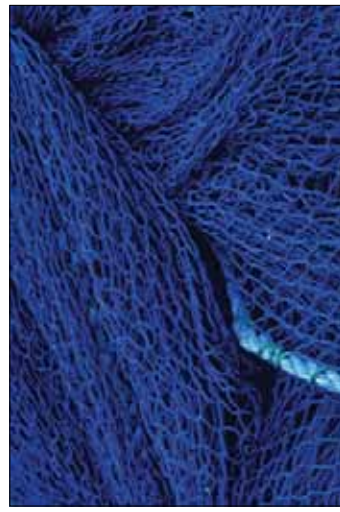
Johnathan Bennett
700014.JPG 9

BACKGROUND SAMPLES









YEARBOOKS! SOFTWARE

Yearbooks! Software was designed exclusively to make the job of developing yearbooks simple and fast. It uses as its base the Professional School Photographer Association (PSPA) formatted photo CD, to create the pages of student photos - previously the most time consuming aspect of laying out your yearbook.

The following 5 pages contain output from the Yearbooks! software, including student “mug shots” and candid collages.

FAST AND EASY

Placing student portraits into yearbooks used to be time consuming and error prone, requiring many proofs and revisions.

Using the software provided, placing portraits directly from your school photographer’s supplied Professional School Photographer Association (PSPA) formatted photo CD is simplicity itself.

Here are the steps:

- 1) Take the “import” option from the software.
- 2) Browse to the index.txt file (standard with PSPA CDs)
- 3) Select the sort sequence you want (usually last name)
- 4) Press ‘OK’

The software will automatically place all student portraits on the pages, properly sorted and broken down by Grade or Class.

Naturally, options are also allowed for number of portraits per page, background images and borders. Feel free to change or use the default setting for these options - either way, the basic yearbook will be created in minutes.

Take another few minutes to add titles such as “Grade Nine - Class of 2013” as on the sample page on the left, and the basic yearbook is completed in less than two hours. Naturally, many schools take longer to add in additional pages: School sports teams, Clubs and Organizations, Class pictures, Principal’s Messages etc.

Virtual Impact Marketing Inc. has designed additional pages for you to import into your yearbook to facilitate the creation of all of the above items.

Our goal is to provide the tools necessary to generate the best school yearbook possible with the simplest, easiest to use interface possible. In this way, all schools can create and enhance their school yearbook with the shortest possible learning curve and the least involvement from the staff advisors.

Books are professionally finished using the binding method preferred; perfect bound (like magazines and paperbacks) or 21 hole (spiral) bound.

Covers used for all manuals and books are printed in full colour and are laminated on one side for perfect bound books, and on both sides for spiral books.

COST OF SOFTWARE: \$200



Grade Twelve

Class of 2009

Theodore Simmons
Emily Adams
Barry Banner



Dustin Boudreax
Angela Finney
Angela Garrison
Alexis Henderson



Addison Jagger
Cheryl Lawson
Ted Lucas
Gordon Manchester
Garry Manson




Victoria Michaels
Sarah Morris
Riley Ramirez
Zachariah Reed
Luis Richardson
Julian Rivera



Dorothy Roberts
Kent Robinson
Andy Rodriguez
Evelyn Rogers
Victoria Ross
Sara Roy





Kelly Russell
Faith Sanchez
Kelly Sanders



Adam Scott
Carol Simmons
Brenna Smith
Shawn Stewart



Haley Taylor
Chuck Thomas
Leonard Thompson
Morgan Torres
Tom Turner



Sue Victor
Kim Walker
Andrew Ward
Nick Washington
Celia Watson
Brian White



Willie Williams
Lacey Wilson
Anna Wood
Mellisa Wright
Michelle Yoli
Taylor Young



GRADE NINE

CLASS OF 2013



Constance Saunders



Cynthia Alexander



Stanley Allen



Jacob Anderson



Billy Bailey



Trevor Baker



Ava Barnes



Jessica Bell



Johnathan Bennett



Cindy Brooks



Noah Brown



Jackie Bryant



DEMONSTRATION MODE
FOR EVALUATION ONLY

Grade Ten Class of 2012



Rita Marrs
Paige Hayes
Pat Henderson
George Hernandez
Jake Hill



Tyler Howard
Madison Hughes
Mellisa Jackson
Mia James
Isabelle Jenkins



Patrick Johnson
Jacob Jones
Scotty Kelly
Julia King
Sandra Lee



Wyatt Lewis
Madeline Long
Marcy Lopez
Jackie Martin
Athena Martinez



Steven Miller
Stephen Mitchell
Sherry Moore
Jim Morgan
Eric Morris



Melinda Murphy
Clint Nelson
Bill Parker
Dennis Patterson
Kimberly Perez



Owen Perry
Clarice Peterson
Jamie Phillips
Chris Powell
Brianna Price

LUMAPIX YEARBOOK FUSION

OVERVIEW

YearbookFusion offers a fully-featured, all-in-one solution for laying out and submitting professional-caliber yearbooks:

- PC software, installed in the school, for designing and uploading yearbooks
- Layouts, custom-designed for your book's page and cover sizes, to eliminate layout errors
- Excellent, high quality templates to choose from.
- Powerful layout tools
 - o Real-time direct manipulation. Amazingly fluid and intuitive
- Powerful architecture
 - o Non-destructive, resolution-independent composition environment. No layout decision is ever binding
- Multipage
 - o The entire yearbook exists as a single project (not 40 separate PSD files as in Photoshop)
- Easy to learn
 - o Video tutorials, tooltips, extensive help.
 - o No need to learn key bindings, most controls are direct
- PSPA CD import
 - o Users can import industry-standard Photographer CDs, which contain student portraits and a text file describing them
 - o Users can easily query to find students in a particular grade / home room /last name / etc.
 - o Records can be re-imported to integrate with or replace existing student .. records
 - o Custom fields are supported
- Database manipulation
 - o Users can move students from one classroom to another, integrate reshoots, remove or exclude students, bulk tag images, etc.
 - o Fully integrated with the FotoFusion user interface, not a separate product
- Automated panel creation
 - o Integrated and automatic creation of classroom panel pages
 - o Filtering the database by criteria (teacher, grade, etc) drives the creation.. and population of a grid of student images that span as many pages as required
 - o Customizable label contents (First Name/Last name/etc), positioning (below/edge), and formatting (color/shadow/font/etc) supported
 - o Knock out groups of cells and replace with candid
 - o Apply changes per page, group, or universally
- Training For schools:
 - o Integrated video tutorials
 - o Comprehensive documentation in CHM and PDF formats
 - o In-depth yearbook-advisor-specific video tutorial
 - o A la carte on-site group training
 - o Out-of-box end-user experience includes standard yearbook templates.

Licensing

- Designed for publisher resale
 - This is a special version of FotoFusion designed for use by schools
- Licensed by school, per year
 - The licenses are tied to a particular school and renew annually
 - YearbookFusion licenses can be activated on up to 40 machines in parallel:
 - Filling a classroom
 - At the yearbook advisor's home
 - In the yearbook staff office
 - At the yearbook staff's homes

FAST AND EASY

LumaPix YearbookFusion offers all the features of Yearbooks! software with the additional benefit of featuring excellent on line videos showing how to perform just about any function in the package.

The following pages features the standard yearbook sets available withing Yearbook Fusion. “Sets” are themes pre-loaded in yearbook Fusion that maintain a consistent design theme throughout the yearbook, tying together disparate pages such as Student Picture Panels, Events Pages and Team Pictures.

We have also replicated a yearbook sample produced using Yearbook Fusion for your review.

COST OF SOFTWARE: \$150

YEARBOOK Set 1

 <p>NOTICE BOARD Latest news from the school community including the latest in sports, arts, and school events.</p>	<p>Note Dime Economy A collection of student-written articles and photos about the school's financial initiatives.</p>	 <p>MEMORIAL DAY RECEPTION A commemorative event held at the school to honor fallen soldiers.</p>	 <p>ONCE UPON A TIME A theatrical production featuring classic fairy tales.</p>	<p>GRADE PAGES A collection of student-written reflections and photos from various grade levels.</p>	 <p>HOME OF THE CATBOYS A collection of student-written articles and photos about the school's sports teams.</p>
<p>READER'S HEAVEN A collection of student-written articles and photos about their favorite books and authors.</p>	<p>HALLOWEEN A collection of student-written articles and photos about the school's Halloween celebration.</p>	<p>FOOD FIGHT A collection of student-written articles and photos about the school's food drive.</p>	<p>FUN & GAMES A collection of student-written articles and photos about the school's recreational activities.</p>	<p>WHAT DO YOU SAY NOW? A collection of student-written articles and photos about the school's drama club.</p>	<p>MUSIC A collection of student-written articles and photos about the school's music programs.</p>
<p>CHESS CLUB A collection of student-written articles and photos about the school's chess team.</p>	<p>RECESS A collection of student-written articles and photos about the school's recess activities.</p>	<p>STAFF NOTES A collection of student-written articles and photos about the school's staff members.</p>	<p>SPORTS A collection of student-written articles and photos about the school's sports teams.</p>	<p>ROCKS A collection of student-written articles and photos about the school's rock band.</p>	<p>ARTS A collection of student-written articles and photos about the school's art programs.</p>

Notre Dame Elementary School



Table of Contents

- Notre Dame Elementary School
- Principal Reburn
- School's History
- Teams
- Music
- The School Play
- Fun & Games
- Cafeteria
- Halloween
- Library
- Chess Club
- Recess
- Staff Notes
- Signatures
- Sponsors
- Credits



Principal Reburn

Principal Reburn's bio and photo.

School's History

School's History text.

Teams



Library



Halloween



Cafeteria

Cafeteria text.

Fun & Games



The School Play



Music



Chess Club



Recess



Staff Notes

Staff Notes text.

Signatures



Sponsors



Credits

Credits text.

YEARBBOOK Set 2



OUR SCHOOL

Our school is a beautiful building with a long history. It has been the heart of our community for many years. The school is located in a safe and secure area, and we are proud to provide a high quality education for all of our students. Our school is a place where students can learn, grow, and thrive. We are committed to providing a safe and supportive environment for all of our students. Our school is a place where students can learn, grow, and thrive. We are committed to providing a safe and supportive environment for all of our students.

TABLE OF CONTENTS

Our school is a beautiful building with a long history. It has been the heart of our community for many years. The school is located in a safe and secure area, and we are proud to provide a high quality education for all of our students. Our school is a place where students can learn, grow, and thrive. We are committed to providing a safe and supportive environment for all of our students. Our school is a place where students can learn, grow, and thrive. We are committed to providing a safe and supportive environment for all of our students.



OUR PRINCIPAL

Our principal is a dedicated and experienced leader. He has been at the school for many years and has a deep understanding of our community. He is committed to providing a high quality education for all of our students. Our principal is a dedicated and experienced leader. He has been at the school for many years and has a deep understanding of our community. He is committed to providing a high quality education for all of our students.



STAFF NOTE

The staff at our school is dedicated and committed to providing a high quality education for all of our students. We are proud to be part of our community and to support our students in their learning. The staff at our school is dedicated and committed to providing a high quality education for all of our students. We are proud to be part of our community and to support our students in their learning.



SIGNATURES

Blank space for signatures.



SPONSORS

List of school sponsors and their contributions.

Blank space for additional sponsor information.

REDIIS

Blank space for Rediis information.



OUR LIBRARY

Our library is a place where students can explore new worlds and discover new ideas. We have a wide variety of books and resources for all ages and interests. Our library is a place where students can explore new worlds and discover new ideas. We have a wide variety of books and resources for all ages and interests.



HALLOWEEN STORY

A story about Halloween activities at school.



CARE MEDIA

Information about media care and safety.

FUN & GAMES



THE PLAY



THE BAND



PANEL PAGES WILL BE INSERTED HERE

OUR TEAMS



YEARBOOK Set 4




YEARBOOK Set 5





PANEL PAGES
WILL BE
INSERTED
HERE



YEAREBOOK Set 6



YEARBOOK *Set 9*

LUMAPIX YEARBOOK FUSION

SAMPLE YEARBOOK

The following 36 pages contain a sample yearbook designed using the standard sets that come with LumaPix Yearbook Fusion Software. We have printed the first 8 sheets (16 pages) on 80lb Coated 2-sides stock



ST. MICHAEL'S ACADEMY



CLASS OF

2012





OUR HERITAGE


Storytelling is the conveying of events in words, images and sounds often by improvisation or embellishment. Stories or narratives have been shared in every culture as a means of entertainment, education, cultural preservation and in order to instill moral values. Crucial elements of stories and storytelling include plot, characters and narrative point of view.

The earliest forms of storytelling were thought to have been primarily oral combined with gestures and expressions. In addition to being part of religious ritual, rudimentary drawings scratched onto the walls of caves may be forms of early storytelling for many of the ancient cultures. The Australian Aboriginal people painted symbols from stories on cave walls as a means of helping the storyteller remember the story. The story was then told using a combination of oral narrative, music, rock art and dance. Ephemeral media such as sand, leaves and the carved trunks of living trees have also been used to record stories in pictures or with writing.

With the advent of writing, the use of actual digit symbols to represent language, and the use of stable, portable media stories were recorded, transcribed and shared over wide regions of the world. Stories have been carved,

shared over wide regions of the world. Stories have been carved, scratched, painted, printed or inked onto wood or bamboo, ivory and other bones, pottery, clay tablets, stone, palm-leaf books, skins (parchment), bark cloth, paper, silk, canvas and other textiles, recorded on film and stored electronically in digital form. Complex forms of tattooing may also represent stories, with information about genealogy, affiliation and social status.

Traditionally, oral stories were committed to memory and then passed from generation to generation. However, in Western, literate societies, written and televised media has largely surpassed this method communicating local, family and cultural histories. Oral storytelling remains the dominant medium of learning many countries with low literacy rates.




our principal



You have heard and read many stories during your time at Summit. Allow me to tell you one last story before you leave. This is a story about a desert planet called Araknis, a planet with almost no water, no atmosphere to contain moisture. No plants or trees grow on Araknis, no flowers bloom. The day time temperatures range in 120 - 125 degree Fahrenheit range. At night it drops down to below freezing. Mountain ranges three times the size of Everest tower over this world. There are canyons that could swallow a city the size of New York. It is a world of awesome beauty and power, but it is also a world which is desolate and in which it can be difficult to survive.

On this planet live a people called "The Freemen." Their homes are the mountains of this desert planet and they follow the teachings of a man who died centuries before. This man was a scientist who proved mathematically that if 3% of the surface of the planet could be covered with water it would create a permanent change in the climate of Araknis.

Michael Mondry



First Grade



Lynne Darroch



Faisel Adams



Thomasina Austin



Roger Barlow



Allison Battle-Selwyn



Jenna Beverly



Albert Blackadder-Atkinson



Charlene Camden



Leslie Cotton



Andrew Dwight



Jackson Elliot



Lacey Farquhar



Marco Forester-Key



Brad Harrison



Brenna Jewett



Priscilla Kanemura



Korinne Lancey



Patrick Lawes



Justin Lovecraft



Maxime Maitland





Adam Maxwell



Louise Milton





SECOND GRADE



Arlen Stalwick



Jeff Bones



Carina Bongiovanni



Ali Clover



Henry Collins



Jenna Davis



Alberta Denman-Overdale



Chuck Fergusson



Alyssa Glenden



Jack Glenn



Leticia Hovers-Layton



Jessica Hutch



Alannah Jaime



Petra Lacey-Harper



Julie Lane



Mohammed Marcus



Evan Merchant



Sally Mitchell-Faber



Zack Syrius



Shamus Warden



Ivan Warren



Tony Zhao



THIRD GRADE



Denis Germain



Chad Abrahamsen



Barbara Almgren



Michelle Arneson



Arleen Borg



Missy Cronström-Edberg



Mindy Fulke



Jared Gronhagen



Denise Gylling



Sid Hooper



Katrina Iversen



Waldo Jacobsen



Kelly Knutsen



Kim Kohlund-Dahlbeck



Tai Mathisen



Sandra Nygård



Melissa Nyman



Bruce Petty



Britney-Ann Pollak



Baxter Ruud




Rashif Waters-Denman



Laura White



FOURTH GRADE



Ali Babar Syed



Joyce Amber



Roger Anderson



Ali Arbon



Jennifer Assebder



Shania Baker



Memphis Barfield



Lola Brown-Robertson



Andrew Buckby



Paul Buczko



John Clough



Alan Goodger



Stephanie Hardy-Dorran



Craig Hyde



Sherman Johns



Melinda Marshman



Faye Painter



Stewart Painter



Gloria Radaich



Ted Ricketts



Michael Schell



Gray Toll-Lachance



FIFTH GRADE



Marc Hébert



Elena Atuaia



Troy Benga



Ivana Dufu



Fred Fa'amasino



Diego Iupeli



Doris Lapasa



Michael Letoa



Peyton Matasino



Martin Nualitea-O'Dowd



Dorey Olopoto



Faye Papalut



Chris Paselio



Pepper Putupu



Mira Rokeni



Maya Seiuli



Bernard Sini-Creegan



Paul Soalo-Christy



Kristin T'valii



Kirstie Tanielu



Paula Tatupu



London Vaega





Sixth Grade



Victor Verzea



Barry Antonescu



Matthew Bing



Harrison Carlsen



Claudia Chabot



Philida Christenson



Arthur Christoffersen



Madison Clausen



Mark Hansen



Uma Jessen



Victor Kritiansen



Wallace Larsen



Kelly Madson



Chloe Nelsen



Ray Nielsen



Ezra Olsen



Victoria Riis



Jessica Sondergaard




Roxanne Thomsen



Brittany Whiter



Rashif Wigan



7TH GRADE



Marilou Lavallée



Laura Abedin



Isabel Akhtar



Patrick Baig



Charlie Bayat



Emilia Ghaffari



Coco Kashani



Clarissa Khaled



Elle Llambda



Chico Mansouri



Norris Marashi



Matthis Norma-Doyle



Claire Oaxaca



Jim Posada



Samuel Rizwan



Bjorn Sharifi



Marnie Stapleton



Whitney Stephano



William Taresh



Ladanian Whitman



Erica Wimby



EIGHTH GRADE

Grayden
Wagner



Ali
Acosta



Alberto
Bandeira



Maria
Batista



Leslie
Branco



Paula
Cabral



Amanda
Carreira



Franco
Cruz



Alan De
Souza



Grace
Ferreira



Frida
Gonsalves



Jason
Macedo



Malika
Martinez



Buck
Mendonça



Luisa
Nascimento



Alvaro
Neves



Mariana
Nunes



Michael
Oliveira



Susan
Ribeiro



Fred
Silva



Tony
Valente



Celine
Viera





MR SAVAGE



**Ali
Acosta**



**Creelman
Adams**



**Chadwick
Adolph**



**Isabel
Akhtar**



**Montclair
Alexander**



**Jenna
Amaral**



**Joyce
Amber**



**Barry
Antonescu**



**Larissa
Aquino**



**Michelle
Arneson**



**Patrick
Baig**



**Emir
Bailey**



**Jenna
Baird**



**Shania
Baker**



**Alberto
Bandeira**



**Roger
Barlow**



**Alberta
Barr-McAuliffe**



**Aaron
Barton**



**Allison
Battle-Selwyn**



**Marcie
Beauvais**



**Troy
Benga**



**Matthew
Bing**



**Chad
Bohan**



**Raffi
Bojin**

GRADE 8



**Jeff
Bones**



**Leslie
Branco**



**Brennan
Branigan**



**Paul
Buczko**



**Lancey
Bulloch**



**Paula
Cabral**



**Claudia
Chabot**



**Dennis
Chabot**



**Lucy
Chambers**



**Kristine
Choi**



**Arthur
Christoffersen**



**Solange
Clancy**



**Hartley
Clarke**



**Madison
Clausen**



**John
Clough**



**Leslie
Cotton**



**Marie-Eve
Côté**



**Jenna
Davis**



**Jessica
De Guzman**



**Alan
De Souza**



**William
Dennis**



**Karen
Dobra**



**Charlie
Domangue**



**Albert
Donaghy**



Games



Learning





VARSITY



REGULAR SEASON 2009 2010

These programs had a strong liberal arts emphasis, which the BCom program still tries to retain. A Master of Commerce program was started in the Faculty of Arts in 1938 to provide a more professional program. In 1950 the MCom program was transferred into the newly created Institute of Business Administration with a Director as its head. The degree was changed to Master of Business Administration in 1960 and the Institute was renamed the School of Business. It was elevated to the status of a Faculty with a Dean in 1972 and renamed the Faculty of Management Studies. The name was shortened to Faculty of Management in 1986 and was named the Joseph L. Rotman School of Management in 1997 in honour of its principal benefactor. It still, however, retains its status as a Faculty in the University of Toronto.

A Doctor of Philosophy program was begun in 1969 to develop its research orientation and to provide business school faculty for Canadian universities. In 1982 the School assumed

The programs for which the Joseph L. Rotman School of Management is now responsible had their origins in 1901 when a diploma program in Commerce was inaugurated in the Faculty of Arts. This was transformed into a Bachelor of Arts program in Commerce and Finance in 1909 and into a Bachelor of Commerce program in 1920. These programs had a strong liberal arts emphasis, which the BCom program still tries to retain. A Master of Commerce program was started in the Faculty of Arts in 1938 to provide a more professional program. In 1950 the MCom program was transferred into the newly created Institute of Business Administration with a Director as its head. The degree was changed to Master of Business Administration in 1960 and the Institute was renamed the School of Business.





smiling faces



2009-2010

REWIND!

MAGAZINE



**Obama is
sworn in!**

Year in Review!



Michael Jackson



Kanye & Taylor!



Oprah's Leaving!

World of Sports!




Lakers!

The Los Angeles Lakers, top-seeded champions of the Western Conference, defeated the Orlando Magic, third-seeded champions of the Eastern Conference, four games to one in a best-of-seven series.



Yankees!

It's been 9 years since the last World Series title for the Yankees, who have won 27 championships. The Yankees broke in their new stadium in style, winning the World Series over the Philadelphia Phillies in 6 games.



Steelers!

In early February the Steelers were able to secure their second Super Bowl in four years, knocking off the Cardinals 27-23.

On July 23, 2009, Mark Buehrle pitched a perfect game. It was the 18th perfect game in MLB history and Buehrle's second career no-hitter.



Serena Williams was handed a three-year suspension from the US Open after her verbal tirade at a lineswoman at the 2009 event.



On September 27 The Detroit Lions finally broke their losing streak after losing every game they played in 2008.



In early 2009, Michael Phelps admitted to "behavior which was regrettable and demonstrated bad judgment" for use of drugs.

Penguins Prevail!

Just a year after losing to Detroit in six games in the Stanley Cup Finals, the Pittsburgh Penguins were back in the finals again, rematched against the Red Wings. This time the series went seven games and the Penguins prevailed to take home their first cup since 1992.



Jockey Calvin Borel and Mine That Bird came into the 135th Kentucky Derby as 50-1 long shots. Their win was the second biggest upset in Derby history, and the biggest in 85 years.

Mine That Bird

Pop Culture!



Farewell to the King of Pop

While preparing for the This Is It concert tour in 2009, Jackson died at the age of 50 after suffering from cardiac arrest. He reportedly had been administered drugs such as propofol and lorazepam, and his death was ruled a homicide by the Los Angeles County coroner. His death triggered an outpouring of grief from around the world with his globally live broadcast memorial service attracting an audience of up to one billion people.

Entertainer of the year!

Taylor Swift became the youngest person ever, and the first female in nearly a decade, to be named entertainer of the year at the CMA's on November 11th.



Seen & Heard




Kanye West steals Taylor Swift's moment at the VMAs.

Glee made its debut in September and its music has been a success, with over 2 million digital sales.



Susan Boyle became an overnight sensation when she appeared on Britain's Got Talent.

Kris Allen was voted the winner of the eighth season of American Idol.



Year of the Vampire!

Since its release in November, the second installment of the Twilight Saga, *New Moon*, grossed over \$255 million. That plus the break out show *The Vampire Diaries*, 2009 is shaping up to be the year of the vampire!

Retirement?

Oprah Winfrey told viewers that she will dim the lights on *The Oprah Winfrey Show* at the close of its 25th season in late 2011. "I love this show. This show has been my life. And I love it enough to know when it's time to say goodbye," she said, holding back tears. "Twenty-five years feels right in my bones, and it feels right in my spirit. It's the perfect number, the exact right time."



My Favorites!



Favorite Singer



Favorite Song



Favorite TV Show

My Favorite Teacher

My Favorite Subject



My Best Friends




My Favorite Food



Favorite Movie



Favorite Memories

A decorative border of pink hearts of various sizes surrounds the entire page. The hearts are arranged in a repeating pattern along all four edges.

ALSOGRAPHS

The history of education is the history of teaching and learning. Each generation, since the beginning of human existence, has sought to pass on cultural and social values, traditions, morality, religion and skills to the next generation. The passing on of culture is also known as enculturation and the learning of social values and behaviours is socialization. The history of the curricula of such education reflects human history itself, the history of knowledge, beliefs, skills and cultures of humanity.




Gallery: LumaPix Clipart: Covers: School Time




Gallery: LumaPix Clipart: Covers: School Time





Gallery: LumaPix Clipart: Covers: Modern



Gallery: LumaPix Clipart: Covers: Modern



Gallery: LumaPix Clipart: Covers: School Time



Colour Books and Manuals




Perfect (Adhesive) Bound



Saddle and Side Stitched



Spiral Bound



Clear Spiral

Black Spiral

BINDING BASICS

To bind a book means to attach sheets together. That part is simple. Advances in the binding industry mean customers can now choose from a multitude of options. Each binding method has its own advantages and disadvantages, and knowing which type is best suited for a given job requires some knowledge and answers to the following questions:


- How heavily will the book be handled?
- What kind of shelf life does the customer require?
- Should it lie flat when opened?
- How durable does it need to be?
- Does it need to have a printed spine?
- Must it fit in someone's pocket?
- What type of budget is available?
- Does it need to employ the same binding method as other similar products or should it be unusual or different to stand out in the crowd?

The most common binding methods can be classified into five basic categories:

1. Stitching, (saddle or side)
2. Spiral (mechanical) binding
3. Comb (mechanical) binding
4. Adhesive binding (perfect binding)
5. Ring binding (as in 3-ring binders)



Perfect Bound



Comb




Saddle Stitched



Spiral (Coil)



**Side Stitches
Two On Margin Upper Left**



Saddle and Side Stitching


- ◆ Saddle stitching is technically one of the simplest (and most frequently used) binding methods on the market.
- ◆ During the saddle stitching process, folded signatures (pages), either with or without a cover (that is usually on a different stock), are placed over a “saddle,” and the book is stapled along the spine.
- ◆ Finally, it is trimmed on three sides.
- ◆ Typical applications for saddle stitching include booklets, brochures, newsletters, pamphlets, direct mailers, magazines, and catalogues.
- ◆ The number of pages saddle stitching can accommodate depends on the weight of the paper. Some heavy-duty equipment can stitch books as thick as ½”, but a good rule of thumb is to keep books at ¼” or less.

Advantages:

- It is a relatively fast process so jobs have a quicker turnaround time...we all know how valuable that can be today!
- It provides some lay-flat qualities.
- It can accommodate special inserts such as business reply envelopes, membership forms, and order blanks.
- Options such as gatefolds, foldouts, and separate covers are possible.
- Other options are available such as loop stitch (in which the stitch, or wire, is formed into a circular loop making it an excellent choice for three-ring binders).

Disadvantages:

- It is not as durable as some other binding methods and may be inappropriate for pieces that are subject to heavy use.
- There are thickness limitations.
- Special design work may be necessary to accommodate for “creep.”
- Small-format, thick books have a tendency to spring open.
- There can be difficulty in mixing various types of paper stocks.
- The spine cannot be printed.



Spiral (Mechanical) Binding

- ◆ A continuous coil of wire or plastic passes through many little holes along one side of the papers.



Advantages:

- Allows your documents to lay flat when opened.
- Looks superior to Comb systems.
- Safe – no sharp edges.
- Pages cannot work loose.
- Pages conveniently wrap all the way around the spine.
- Resilient – springs back into shape and will survive mailing.
- Less expensive than comb systems since the paper punching required can be done with higher efficiency machines.
- Binding can be removed for addition or subtraction of pages (but is harder to do than comb systems and requires machinery).
- Visually appealing, with a large range of colours.

Disadvantages:

- More expensive than perfect binding systems for larger (thicker) books since the pages must be punched in small quantities of 10–16 pages at a time.

Comb (Mechanical) Binding


- ◆ **Plastic comb** binding is a piece of plastic with “teeth” that fit into rectangular holes in the paper.
- ◆ Sometimes referred to as “Cerlox”.

Advantages:

- Allows your documents to lay flat when opened.
- It’s an inexpensive but professional looking option.
- Binding can be removed AND re-inserted manually for addition or subtraction of pages.

Disadvantages:

- Pages tend to tear and work loose from the combs.
- Larger sizes are very cumbersome to work with.
- More expensive than perfect binding systems since the pages all have to be punched.
- Unlike spiral binding, pages DO NOT conveniently wrap all the way around the spine.



Adhesive Binding (Perfect Binding)

- ◆ Perfect binding is an especially versatile binding technique that is used for most types of projects (often for corporate and annual reports, brochures, books, and manuals).
- ◆ It is ideal for many thicknesses; our equipment can bind projects from 1/16" to 1 5/8" thick.
- ◆ During this process, signatures or single pages are assembled by stacking them one on top of another.
- ◆ The backbone is then roughened to expose the edges and to create a better surface for accepting adhesive.
- ◆ Hot-melt glue is applied to the edges, the cover is wrapped around the book "block," and finally, the book is run through a three-knife cutter to trim the head, foot, and face (top, bottom and side).

Advantages:

- It provides a polished look that is visually appealing and highly professional.
- It supports a large variety of uncoated stocks.
- It is the least expensive way to bind books with over 96–pages (in an automated plant such as ours).
- It has more longevity than saddle stitching.
- The spine is printable.
- It is easy to add inserts of various sorts.
- It is easy to mix paper stocks.



Disadvantages:

- The books do not lie perfectly flat when opened.

Ring Binding

- ◆ Three rings are common but other numbers of rings are also possible.
- ◆ This is a good binding option for manuals where page revisions may need to be inserted periodically. Three ring binders come in many sizes — both page size and thickness.
- ◆ Virtual Impact offers a full line of customizable binders with clear front and spine overlays, and custom manufactured binders with pre-printed inserts.

INFORMATION FROM OTHERS

The following pages contain information that can be useful in producing the best possible yearbook. We have gathered them using the internet and present them here for you to use (or discard) as appropriate. Much of this information comes directly from competitors in the yearbook printing field, and we have made no attempt to hide their identities.

Some of the attached pages include low resolution pages. Please use them to generate your own ideas but do not use them to judge our print quality. High resolution pictures supplied to us will print with exceptional sharpness. Low resolution images supplied will print better than our competition.

INFORMATION FROM OTHERS

P

SNAPSHOT OR PHOTO?

A great **PHOTO** does the following:

A snapshot is a visual record of what was in front of the camera. It means a great deal to the person who took it, to the people who are in it, and to their families and friends. . .

A photograph is an image that has purpose, technical merit and artistic appeal.

Identify the following images as either a snapshot or a photo:

Thanks to the photographers from:
Burleson High School
McKinney High School
McKinney Boyd High School

When students receive their yearbooks, they want to see pictures of themselves and their friends, but the yearbook should be more than a scrapbook full of snapshots. (Students compile those themselves.)

Student photographers need to step up to their real job as photojournalists. Rather than “snapping” whatever passes before their lenses, they must thoughtfully record the history of the year, capture memorable moments during athletic competitions and school activities that are fair and accurate representations of the events, and offer information and insight into students’ lives.

In short, the difference between a snapshot and a photograph is a little bit of thought. By making sure that everything in the shot is there for a reason and that the image makes sense and conveys a message, photographers will connect with their audience.

Great photography can add value to the yearbook, giving students a reason to buy it. Contained in the book are images that they don’t have among their “snapshots.”




12345678910

Sell Ads – See GGG’s “Advertising Booklet” worksheets and “Ad Grid System” worksheets to develop an advertising/marketing plan that fits your school.




Dominant, Story-Telling Subject

The main person (people) or elements in the photo are easily and instantly recognizable.



Shows Action/Emotion

Catch peak action or strong facial expressions.



Follows Rule of Thirds

The main person or elements in the photo are on the focal points.

Fran Skipper
Clay-Chalkville
High School
Pinson, Alabama

Students want to stand out. This year everything is going to be bright and bold. Students want to see themselves, so we have been brainstorming new ways to get in touch with everyone. We are going to find out what people did over the summer and more about their lives outside of school. Students want us there, so we plan on being there and being organized. If the students see our staff at events, they will look forward to seeing themselves in the yearbook. Making students and our staff stand out is what we want for '08.

Paul Fantaski
Kiski Area High School
Vandergrift,
Pennsylvania

Kiski’s theme for next year is “Six Degrees Connex Us.” We will display over 700 students in a connected string of pictures across the bottom of each spread throughout the entire book. Each spread will feature six random students and the unique and uncanny connections between each two. The sixth person shown on each spread will connect to the first person on the following spread. We will start and end the string with the same person to hint subtly that we at Kiski connect. I know that over 700 students will appreciate our efforts.



Appropriate Focus

The subject of the photo is in focus but distracting or nonessential elements are not.



Framing

Using a secondary element to highlight or emphasize the subject.



Unusual/Interesting Light

Use highlights, shadows or silhouettes to emphasize the subject or mood of photo.



Leading Lines

Real or implied lines that lead the viewer’s eye through the photo. This is often accomplished through repetition.



John Morris
Absegami High School
Galloway, New Jersey



Chantal Sakkal
Mar Vista High
Imperial Beach, California

For the 2008 yearbook cover we are going clean and simple. Coverage is our focus this year. By having the team photos as a separate area, the freshmen sports teams can finally be showcased. Our yearbook is a club activity, but our members are going to have assignments. Two members will be assigned to cover each event, a reporter and a photographer. Our reporters have been trained to have a conversation with the students so the quote comes naturally. In the past we’ve asked for quotes, and that puts students on the spot.

We plan to give our readers what they want for this 2008 year by capturing the memories and meaningful words. Past yearbooks that we have looked at will help us envision what kind of pictures we want. Our strategy is that everyone has a role and plays his/her part. We want different people in the pictures--not just the same ones! We can add more students in our index if we need to!



Interesting Angle/Perspective

Do not just shoot at eye level. Get lower or higher to get at a different vantage point.

Do you speak yearbook? You know, that confusing mix of journalism, photography, technology, design, printing, marketing and Jostens lingo. Well, not to worry. You'll quickly discover it's much easier to make a yearbook when you speak yearbook. Here's your reference guide to yearbooks from



► **Academics section:** A section of the yearbook covering in and out of school learning activities. To increase reader interest, emphasize student-focused feature stories and avoid academic department wrap-ups.

Administrators: Student leaders should ask the principal and vice principals to visit the staff in the yearbook room on a regular basis. The yearbook is a student publication, so it makes sense for the editors to serve as public relations, tour guides for administrators.

Advertising section: A section of the yearbook, often placed in the back, displaying advertisements. The types and sizes of advertisements sold are generally dictated by economic need, community traditions and school policy. Business ads, club/team ads and Public Display of Affection (PDA) ads are the types of ads sold by yearbook staffs.

Adviser: Although no two yearbook advisers handle the job in the exact same way, the adviser's job is that of a teacher, leader, manager and coach. Effective advisers teach the staff the skills necessary to publish the yearbook, and then empower the students to produce as much of the publication as possible.

The spelling of the word “adviser” often confuses yearbook staffs. Although most dictionaries call for the word to be spelled “advisor,” for journalistic publications, the *Associated Press Stylebook* stipulates the word be spelled “adviser.”

Adviser appreciation: Give your adviser a meaningful thank-you gift at yearbook distribution. The gift doesn't have to be expensive, it's the thought that will make it priceless.

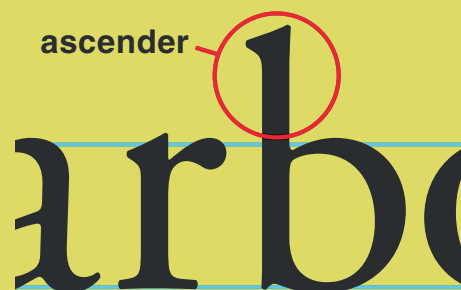
Adviser & Staff: A magazine devoted to producing and marketing yearbooks. Jostens is pleased to provide this magazine to every high school yearbook staff in the country as part of its commitment to education.



► **Academics section** [*Regalis*, John P. Stevens High School, Edison, NJ]

Angle: The focus of a story. If planned effectively, the angle drives all the content including the copy and the photography while also focusing the reader.

► **Ascender:** The portion of a lower-case letter that extends above the x-height.



Attribution: Identifies the source of a quote or information and generally follows the quote.



► **Advertising section** [*Longhorn*, Cedar Hills High School, Cedar Hill, TX]



► **AYT:** Fonts poster

► **AYT:** The 200 fonts provided with YearTech® begin with “AYT” so they appear first alphabetically on the font menu. YT stands for YearTech. A poster featuring all the fonts is included in the YearTech Kit in the Jostens Yearbook Kit.

Brainstorming: A creative process used by two or more people to generate ideas or solve problems. From headline writing to selecting a theme, brainstorming can be used in nearly every area of yearbook publishing.

Budget: A financial plan for the yearbook including an estimate of income and expenses.

Budget BOOSTER\$: A colorful, 20-page guide packed with tips and money-making ideas. Look for the *Budget BOOSTER\$* guide in the Sell It! Kit in the Jostens Yearbook Kit.

Byline: A credit line at the beginning or end of copy giving the name of the writer.

Caption: Copy that answers reader questions about the people, the action and/or the reaction in the photograph. Effective captions answer the five Ws and H: who, what, when, where, why and how. Captions might also include additional information and insights relating to the photo as well as quotes.

▶ **Click-N-Go!™ Design Library:** YearTech offers a library of trendy headlines, quote boxes, photo collections, scoreboards and other content elements ready to use on your pages created in Adobe PageMaker® and Adobe InDesign®. To use the Click-N-Go! Library, simply click on the Click-N-Go! button on the YearTech toolbar for PageMaker. The *Page Surfer Preview Book* is included in the Create It! Kit in the Jostens Yearbook Kit and shows the Click-N-Go! collection.



Clip art: Artwork, shapes, backgrounds, logos and borders provided in both black and white and process color for use on yearbook pages created in PageMaker or InDesign. Clip art is provided on two CDs included in the YearTech Kit in the Jostens Yearbook Kit. For previews of available clip art, consult the *Clips* and *Color Clips* books included in the Create It! Kit in the Jostens Yearbook Kit.

▶ **Clip Art Placement:** A YearTech toolbar button available in PageMaker makes it easy to select and place more than 3,000 pieces of black and white or process color art. For detailed information consult the *YearTech Guide* in the YearTech Kit in the Jostens Yearbook Kit.



▶ **COB photo:** Using programs such as Adobe Photoshop® or InDesign, the background of a photo is cut away around the subject. This special photo technique can not be accomplished using PageMaker. Cut-out-background photos are popular in modern designs.



▶ **COB photo** [Napane, Napa High School, Napa, CA]

Collage: A special technique in which a photo illustration is created by using parts of several different photos. Software like Photoshop, gives a collage a more refined look. Collages are most appropriately used for PDA (Public Display of Affection) ads.

Colophon: A reader service that lists the staff, acknowledgements, printing specifications, awards and press association memberships.

Columns: Vertical guides for placing content elements. Wider column formats include six, eight and 10 columns on a spread; however, as many as 26 columns might fit across the spread. Narrow columns are also known as grids.

Copy: Words written in a variety of formats to tell a story or describe an event. Also called a story or article.

Copyright: Exclusive rights for the creator or owner of original literary, artistic or photographic material to make, distribute and control copies of that work for a specified number of years, as guaranteed by law. The use of copyrighted material without first obtaining permission from the copyright holder is copyright infringement.

Cover: The first thing a reader sees when receiving a yearbook, so it should make a positive first impression. Verbally, the theme is often introduced on the cover, either directly or subtly. Visually, shapes, graphics, art or even photography might be introduced on the cover and carried inside the book. While some staffs desire a cover exclusive to their school, others prefer to select a Jostens pre-designed cover.

A wide range of cover-production techniques are available including:

- Cover lithography
- Embossing
- Foil stamping
- Graining
- Lamination
- Metalay/Metaline
- Overtone rub
- Padding
- Quarterbinding
- Silk-screening
- Tip-on

Covers Book: This visual guide to covers showcases the Jostens cover line-up along with detailed information for staffs designing custom covers including cover-production techniques. Available in the Plan It! Kit included in the Jostens Yearbook Kit.

▶ **Create It! Kit:** One of five mini kits in the Jostens Yearbook Kit featuring the tools needed to create the yearbook including:

- *Page Surfer Preview Book*
- *Color Clips Book*
- *Clips Book*
- Cropping Crayons
- Cropping Instruction Card



Creative Resources: Designers are often available at workshops and take a staff's idea and develops it into a cover sketch. Production of final cover art is also available. If you are interested in using these services, contact your Jostens yearbook representative.

Cropping: Editing and marking a photo print to eliminate distracting or unwanted portions of content. Crop marks indicate the area to be reproduced in the yearbook. Cropping is done with a tool called the Info-Scropper®, provided in the Jostens Yearbook Kit. Digital images



are cropped electronically using YearTech Picture Placer. After the image is placed on the layout, cropping can be fine tuned by moving the image around in the window using PageMaker or InDesign.

Deadlines: The dates that completed yearbook pages are due at the Jostens plant. Meeting all deadlines is essential to keep the delivery of the yearbook on schedule.

Delivery: There are two basic yearbook delivery options. Delivery is often dictated by school tradition.

- **Spring delivery** allows for distribution at the end of the school year, but requires a shorter production time for the staff to submit pages.
- **Summer/Fall delivery** provides a longer production cycle allowing the staff to include year-end coverage, but requires distribution in the late summer or fall.

► **Descender:**

The portion of a lower-case letter that falls below the x-height.



Digital images:

An increasing number of staffs are shooting images digitally or scanning traditional negatives or prints for digital submission. Picture Placer, a YearTech toolbar button, makes it easy to place digital images. For more information on digital imaging and Picture Placer, consult the *YearTech Guide* in the YearTech Kit in the Jostens Yearbook Kit.

Distribution event: A special activity for distributing and signing yearbooks. At many schools, a distribution party is a fundraiser with a \$1 to \$5 admission charge. For more information, consult the *Marketing Guide* in the Sell It! Kit in the Jostens Yearbook Kit.



► **Division pages** [*Little Lion*, State College Area High School, State College, PA]

► **Division pages:** Indicate new sections and provide continuity throughout the yearbook. A key area for developing the theme and relating it to the yearbook's sections. Pre-designed division pages, some designed to complement Jostens covers, are available and previewed in the *Covers Book*. For electronic placement on YearTech pages, Jostens division pages are provided on the Division Pages CD in the YearTech Kit in the Jostens Yearbook Kit.

Dominance: When an element or elements attract immediate reader attention. Usually achieved on a design when a photo, or collection of photos, is displayed larger than other elements. Dominance is achieved in a photograph when the main subject commands reader interest and serves as a center of interest.

Duotone: A photographic effect that reproduces a photo in black and white and one additional spot color for a special graphic impact.

Editor: A student leader in charge of the entire yearbook or a portion of the book.

Editorializing: To be avoided in journalistic yearbooks, this happens when the opinion of the reporter/writer is included in a story. The reporter/writer should remain objective. Opinion is a major component of journalistic writing, but should reflect the viewpoints of those involved or familiar with the topic. In journalistic writing, direct quotes with attribution are used for reporting opinions.

Endsheets: The heavy paper between the cover and the first and last pages and is used to hold the signatures into the cover. Endsheets can be designed by the staff and often complement the cover. Pre-designed endsheets are also available and previewed in the *Covers Book*.

Eyeline: Used to unify a spread, an eyeline is created when elements are aligned so the one-pica spacing extends across the spread, above or below the center mark, to give movement to the reader's eye. The eyeline might be broken by a design element, such as a dominant photo.

Five Ws and H: The six key questions a journalist must answer for the reader: who, what, when, where, why and how.

► **Folio tab:** For reader reference, a small identification that appears with the page number reflecting the specific content of the spread.



► **Folio tab** [*Jungle Book*, Capital High School, Santa Fe, NM]

Font: A complete set of characters (letters, numbers and symbols) that share a common weight, width and style. Each font has a unique name such as Helvetica or Times. Jostens YearTech includes 200 fonts on the Installation CD. A preview of each font is included on the fonts poster included in the YearTech kit.

► **Font Scan:** A YearTech toolbar button available in PageMaker that provides a printout listing of fonts on your computer that may be used on your yearbook pages in addition to the AYT YearTech fonts. Using fonts that appear on your Type menu but not on the Font Scan list might incur additional charges. For detailed information consult the *YearTech Guide* in the YearTech Kit in the Jostens Yearbook Kit.



Gather to Submit: A YearTech function that is built into the Prepare for Submission button. If the spread is ready to send to Jostens, run Gather to Submit. This process will find links and save pages and links to the Submit Folder inside the proper deadline folder. The process will not complete until all the links can be located. For detailed information consult the *YearTech Guide* in the YearTech Kit in the Jostens Yearbook Kit.

► **Ghost Photo:** A YearTech toolbar button available in PageMaker that lightens a grayscale digital image to allow text or art to be layered over the top. For detailed information consult the *YearTech Guide* in the YearTech Kit in the Jostens Yearbook Kit.



Gotcha Covered Look Book: A gallery of creative themes, covers, designs, coverage ideas, and photography carefully selected from yearbooks from across the nation. To order, call Marketing Services at 1.800.972.5628. Item 2030 sells for \$10.

► **Graphics:** Enhancements including spot color, process color, tints, lines and screens added to a design for a specific reason:

- To unify/separate content elements.
- To emphasize/de-emphasize deserving content.
- To direct reader to and through content.
- To create a style for the theme, section or spread.

Grid: Narrow columns used to organize the placement of content elements. Grids can be used both vertically and horizontally.

Gutter: The area in the center of a spread where the pages go into the binding. The gutter must be taken into consideration when designing a spread. Photos may cross the gutter with planning. Typography cannot be used in the gutter.



► **Graphics** [Chestnut Burr, Middletown High School, Middletown, MD]

► **Headline:** Words, often in a large point size, designed to attract immediate attention, highlight the content and lead readers to the story. Frequently enhanced with typographic and graphic techniques, a headline often includes a primary and secondary headline:

- A **primary headline** is larger and grabs the reader visually and verbally.
- The **secondary headline** is subordinate in size and provides specifics.

Hear the Year® CD: A multimedia music CD-ROM featuring 12 pop, rock, R&B, country and alternative hits from the year. This yearbook add-on is produced by Jostens. For more information refer to the *Marketing Guide* included in the Sell It! Kit in the Jostens Yearbook Kit.

HOME®: Home Ordering Made Easy is a web-based marketing program that enables staffs to create a school-specific sales flyer targeted to parents. Schools using the HOME program can elect to offer the yearbook through the shop.jostens.com website, allowing credit card purchases.



► **Primary and secondary headline** [Flashlight, Abilene High School, Abilene, TX]

InDesign: High-end page design software by Adobe featuring creative options not included in Adobe PageMaker. Jostens YearTech is available for InDesign as well as full technical support. For information on Adobe products consult www.adobe.com.

Index: A reference listing of every person and topic included in the copy or photography along with the corresponding page numbers.

Infographic: An informational graphic that displays statistical information in a visual way for quick reading.

Interview: A one-on-one question and answer session with a person closely associated with an event, activity or topic. By asking carefully crafted, opened-ended questions, the responses will provide information and interesting comments for direct quotes.

ItPays®: Easy-to-use software that makes it easy for staffs to organize and track yearbook, add-ons, personalization and advertising sales. The ItPays software is located on the YearTech Installation CD or for download on YearTrack. For more information, consult the ItPays Software Guide included in the Sell It! Kit in the Jostens Yearbook Kit.

Job descriptions: Written description of duties for editors, staff members and adviser, updated yearly and kept in the staff manual.

Job number: A number assigned to each school and used to identify all materials shipped to the Jostens plant.

Jostens Direct Solutions® [JDS]: A full-service direct marketing program offered by Jostens that manages yearbook sales. This service provides promotional materials, parent mailings, order and payment collection and processing, customer service, order tracking and reporting services. Two options are available:

- The **In-School Program** uses an order taking event at the school to capture orders and then sends parents a statement via mail to collect payment.

- With the **School List Program**, you provide Jostens your student list and we send the yearbook offer directly to the student's home.

Jostens Yearbook Representative: Your Jostens yearbook representative will visit your staff on a regular basis. Plan for these visits by keeping an on-going list of non-urgent questions. Your representative is knowledgeable on all aspects of yearbook production. The Jostens yearbook representative keeps the administration, adviser and staff updated on all business matters including the budget, production matters and deadlines.

Jump coverage: Related stories that continue from one spread to the next like a magazine.

► **Ladder:** A page-by-page planner and deadline tracker used to identify content, record deadlines, plan color placement and track pages submitted and proofed. The ladder is organized by spreads, multiples and signatures. The shaded pages indicate one multiple. The alternating white pages show another multiple. If you are using a single multiple of color, the eight pages will fall on every other spread in the yearbook, they will not be consecutive.

When allotting space on the ladder, there are several options:

- **Content module:** Occupies a portion of a page or spread, often displayed with other content modules presenting different perspectives on the same topic.
- **Page:** A single page of content with the opposite page featuring a different topic.
- **Spread:** The most common allocation of space, two facing pages presenting several content modules, each with a different angle on the topic.
- **Multi-spread jump coverage:** When an important topic receives two or more spreads, allowing for in-depth coverage. Content placement and packaging is critical since the reader doesn't see all the content since at once. The design must guide the reader across each spread and onto the next spread in an obvious, yet creative way.

The ladder should be completed before yearbook production begins. For more information on planning the ladder, consult the *Yearbook Guide* located in the Plan It! Kit in the Jostens Yearbook Kit. The Ladder poster, also located in the Plan It! Kit, includes helpful information.

Lead: The first paragraph of a story that sets the tone, hooks the reader and establishes the angle. The most effective leads are short and often a single sentence.

Lead-in: A mini-headline for a caption that provides a catchy verbal link to the content of the photo. Generally one or two words or a short phrase that preview or tease the content of the photo.

Leading: The amount of white space between the lines of type. For visual impact, designers may increase or decrease the amount of leading.

Legal concerns: In regards to libel, copyright and privacy, student journalists must follow the law. For detailed information, consult *Taking Issue*, a student guide to publication law located in the Plan It! Kit in the Jostens Yearbook Kit.

Libel: A false printed statement of fact that attacks a person's reputation or good name.

Link: When placing a graphic or photo larger than 256K, PageMaker asks if you want to include a complete copy in the document. If you select "no," PageMaker creates a link to your original graphic, then imports a low-resolution version of the image for display purposes only. When your pages are printed, the original graphic file must be available and linked or only the low-resolution version of the graphic will print, often resulting in a bitmapped image. For detailed information consult the *YearTech Guide* in the YearTech Kit in the Jostens Yearbook Kit.



► **Ladder/spread:** [Mustang, J.]. Pearce High School, Richardson, TX

► **Mail It! Envelope:** A collection of materials for sending deadlines to Jostens. Located in the Jostens Yearbook Kit, to the right of the center divider, this envelope contains:

- Pages Submitted Record
- Final Copy Sticker
- Mailing Label

These additional mailing materials are also provided with the Mail It! Envelope:

- Copy Mailer Boxes
- Copy Mailer Envelopes
- Disk Mailers



Making It Click: The Jostens desktop publishing curriculum used to train students to produce yearbook pages using Jostens YearTech and Adobe PageMaker or Adobe InDesign. To order, call Marketing Services at 1.800.972.5628. The following versions are available, each sells for \$70: PageMaker/Windows: Item 2022, PageMaker/Mac: Item 2023, InDesign/Windows: Item 2036, InDesign/Mac: Item 2037.

Margins: Planned white space used to organize a design. There are two types of margins:

- **External margins** act as a frame around the outside edges of the spread and should be kept free of content elements with the exception of bleed photos and folios.
- **Internal margins**, or internal spacing, is the white space between content elements. Consistent spacing is the key. One pica is suggested.

Marketing plan: Outlines the details of a yearbook sales campaign and highlights reasons for consumers to buy the yearbook. The plan includes goals/objectives, target audience, theme, timelines, sales dates, events, strategies and materials needed.

Memory Builder™: Software used to create multimedia yearbook supplements. Memory Builder 4.0 is provided in your Plan It! Kit in your Jostens Yearbook Kit.

Mini-deadline: By breaking down larger deadlines into smaller, more manageable mini-deadlines, stress is reduced and pages get completed on a timely basis.

Modular grid design: A content-driven approach to design in which content modules featuring photos, captions, stories and headlines are arranged within a framework of vertical and horizontal grids.

N NetLine™: Staffs may use the Internet to submit pages, proof pages and view a cover proof using Jostens Netline. Contact your Jostens yearbook representative for more information.

► **Montage:** A collection of small, related photographs grouped together as a content module. The photos are often touching or separated by thin rule lines. Often, a single caption block explains and identifies all the photos in the montage.



► **Montage** [Aerie, South Forsyth High School, Cumming, GA]

Mortise: A special technique that places photos on a design so they overlap or touch. Or, smaller photos might be inset into a larger photo. This strategy works most effectively when the content of the photos justifies the treatment.

Multimedia yearbook supplement: A companion to the yearbook, staffs compile, design and edit the multimedia supplement by importing digital content including photos, video, and audio into user-friendly templates. Yearbook Interactive™ by Jostens provides full support, software and final reproduction of the CD. Contact your Jostens yearbook representative for more information.

Multiple: Yearbooks are printed on large sheets of paper called signatures. A multiple, also called a flat, contains the eight pages on one side of the sheet. Since there are two sides to the press sheet, there are two multiples per signature. Knowing about multiples is helpful if you will be placing color in your yearbook.

► **Organizations section:** A section of the yearbook covering the day-to-day activities of clubs and placing emphasis on the value of membership and on action.



► **Organizations section** [Wa Wa, Wenatchee High School, Wenatchee, WA]

► **Page Enhancer:** A YearTech toolbar button available in PageMaker allows you to flip and mirror a single page or rotate and flip a spread. For detailed information consult the *YearTech Guide* in the YearTech Kit in the Jostens Yearbook Kit.



► **Page Envelope:** Submit photos, artwork and a 75% print out of each page being shipped to the plant using a Page Envelope. Use a separate envelope for each page and complete the information on the front of each envelope to ensure correct processing. Page Envelopes are provided in the Jostens Yearbook Kit.



Page Surfer: Hundreds of pre-designed layouts are available for use in every section of the yearbook. A new collection of Trendy & Cool layouts is included. The *Page Surfer Preview Book* also previews the Click-N-Go! design library elements. Both Page Surfer and Click-N-Go! are available in electronic form as part of Jostens YearTech. The *Page Surfer Preview Book* is included in the Create It! Kit in the Jostens Yearbook Kit.

► **Page Surfer Placement:** A YearTech toolbar button used for selecting a pre-designed yearbook spread and placing it on the PageMaker page. Although Page Surfer designs are available for InDesign there isn't a Page Surfer button. For detailed information consult the *YearTech Guide* in the YearTech Kit in the Jostens Yearbook Kit.



PageMaker: Desktop publishing software produced by Adobe and popular with yearbook staffs. Jostens YearTech teams with Adobe PageMaker to make yearbook desktop publishing as easy as possible. For information on Adobe products consult www.adobe.com.

► **Page Wizard:** A YearTech toolbar button used each time a new spread is started. Your job number and school name are entered the first time Yearbook Page Wizard is used, and then the information is automatically added to every spread. Page Wizard will ask for color information on the spread you are creating. Options provided include:



- **Black and white:** All photos will be automatically tagged as "XSPOT."
- **Process color:** All photos will be tagged "process photo."
- **Second color:** Does not impact the tagging of photos.

For detailed information consult the *YearTech Guide* in the YearTech Kit in the Jostens Yearbook Kit.



► **Pages Submitted Record:** Send a completed Pages Submitted Record to the plant with each deadline shipment. Upon receipt, the plant will return a copy for confirmation showing all pages that have been received to date.

Panel Maker:

A YearTech toolbar button used to efficiently build portrait pages. For detailed information consult the *YearTech Guide* in the YearTech Kit in the Jostens Yearbook Kit.



► **PanelXPress®/Panel Flow™:**

Programs that allow staffs to submit portraits on a CD to Jostens, eliminating the need to label photos and type names. The PanelXPress/Panel Flow Kit in the Jostens Yearbook Kit provides a Customer Guidebook, instructional poster and production materials.



Parent boosters: Recruit parents to serve as yearbook boosters to help on deadline work sessions, bring snacks, provide rides, etc.

PDA ads: Public Display of Affection (PDA) ads offer family and friends the opportunity to purchase advertising space in the yearbook containing personal messages and photos. PDA ads are a great source of revenue for many staffs.

PDA Ad Guide: This guide outlines the details about selling and producing PDA ads. The *PDA Ad Guide* is included in the Sell It! Kit in the Jostens Yearbook Kit.



► **People section** [*Sentinel*, Depew High School, Depew, NY]

► **People section:** A section of the yearbook including student, faculty and staff portraits combined with lively and interesting features.

► **Personalization/Icons:** A popular yearbook add-on putting a personal touch on yearbook covers with a foil stamp name, a favorite phrase and up to four affiliation icons. For more information refer to the *Marketing Guide* included in the Sell It! Kit in the Jostens Yearbook Kit.



Personalized Poster Fundraiser: A program allowing students and parents to order personalized posters and locker decals online or through the mail while the yearbook staff earns commission on each product sold. For more information refer to the *Marketing Guide* included in the Sell It! Kit in the Jostens Yearbook Kit.

Photo blocks: When designing spreads using YearTech, photo areas must be tagged in one of two ways:

- Black and white photos are tagged **XSPOT**.
- Color photos are tagged **process photos**.

Photo composition: The content of a photo. The best photojournalistic images capture and reaction and often incorporate the following techniques:

- **Dominance** of the main subject creating a center of interest.
- Real or imaginary **leading lines** directing attention to center of interest.

- **Repetition of patterns** in the foreground or background.
- **Framing** the center of interest by content.

Photo Contest: A yearly competition for middle school and high school student photographers sponsored by Jostens. To view the winning photos and for information on entering the contest, visit www.jostens.com. Contest deadline is May 7, 2004.

Photo credit: A credit line underneath a photo or as part of the caption giving the name of the photographer.

Photo identification: Text accompanying a photograph identifying individuals and perhaps providing a brief explanation of the content, generally not a complete sentence or as detailed as a caption.

Photo illustration: A special technique in which a photo is “created” to illustrate a story. This might require the posing of subjects or objects. Electronic tools might be used to alter or recreate the image. The content of the illustration should be planned. What does the reader learn from the illustration? Don't allow the point of the illustration to be lost in creativity. Responsible journalists label photo illustrations for the reader.

Photo labels: Prior to sending photo prints to the plant, they need to be identified with a photo label. There are two different labels preprinted with your job number and provided in the Jostens Yearbook Kit:

- Place **large labels** on the bottom center of candid photos to be printed in black and white or process color.
- Place the **small labels** on the back of portraits.



Photojournalism: Art of telling a visual story with a camera. Photojournalists capture life as it happens, with an emphasis on emotion in motion. Photojournalistic images are not staged or posed. Electronically altering photojournalistic images poses ethical issues since this violates the trust that readers place in journalists.

Photoshop: A professional imaging software by Adobe used by staffs with the desire to electronically alter or edit images and other high-end creative options beyond image preparation and placement. For information on Adobe products consult www.adobe.com.

► **Picture Placer:** A YearTech button that streamlines digital image handling and placing. Picture Placer eliminates in need to leave the PageMaker or InDesign programs for resolution calculating, cropping, sizing and converting.



► **Pica/point:** Units of measure used in graphic arts.

- A **pica** is equal to 1/6 of an inch; used for measuring photo boxes and spacing.
- A **point** is equal to 1/72 of an inch or 1/12 of a pica; used for measuring typography and rule lines.



► **Plan It! Kit:** One of five mini kits in the Jostens Yearbook Kit featuring the tools needed to get started publishing the yearbook including:

- Yearbook Planner
- Ladder
- *Yearbook Guide*
- *Covers Book*
- *Taking Issue* legal guide
- Memory Builder multimedia software



Prepare for Submission [PFS]: A YearTech toolbar button used to check a spread that is ready to be sent to the plant. Prepare for Submission reviews your spread and identifies items that may need your attention focusing on items near the trim line, fonts and graphics. It also tags, numbers and measures photo windows. When completed, a dialog box will appear to begin the Gather to Submit function. If the spread is ready to submit click “yes.” At this point, no additional changes may not be made to the spread. For detailed information consult the *YearTech Guide* in the YearTech Kit in the Jostens Yearbook Kit.



Printout (75%): The final version of the page that is sent to the plant, placed in the proper Page Envelope. For detailed information consult the *YearTech Guide* in the YearTech Kit in the Jostens Yearbook Kit.

Production materials: Supplies needed for yearbook production and provided in the Jostens Yearbook Kit to the right of the center divider:

- Info-Scropper
- Photo Labels
- Page Envelopes
- Mail It! Envelope

► **Proof:** A final opportunity to review pages and make last-minute corrections before printing. Proofs need to be checked, corrected and returned to the plant within three business days to avoid delays in your yearbook. For detailed information consult the *YearTech Guide* in the YearTech Kit in the Jostens Yearbook Kit.



Proof Action Form: A communication tool found on the back of page proofs. If Jostens discovers elements that need to be corrected, notes will be made on this form guiding your staff to fix the problem to avoid delays and extra charges. Common problems include:

- Fonts not available with YearTech.®
- Elements extended outside the trim line.
- Linked image and art files not provided.
- Incorrect color format, use CMYK
- Materials missing from Page Envelope

- **Repetition of patterns** in the foreground or background.
- **Framing** the center of interest by content.

Photo Contest: A yearly competition for middle school and high school student photographers sponsored by Jostens. To view the winning photos and for information on entering the contest, visit www.jostens.com. Contest deadline is May 7, 2004.

Photo credit: A credit line underneath a photo or as part of the caption giving the name of the photographer.

Photo identification: Text accompanying a photograph identifying individuals and perhaps providing a brief explanation of the content, generally not a complete sentence or as detailed as a caption.

Photo illustration: A special technique in which a photo is “created” to illustrate a story. This might require the posing of subjects or objects. Electronic tools might be used to alter or recreate the image. The content of the illustration should be planned. What does the reader learn from the illustration? Don’t allow the point of the illustration to be lost in creativity. Responsible journalists label photo illustrations for the reader.

Photo labels: Prior to sending photo prints to the plant, they need to be identified with a photo label. There are two different labels preprinted with your job number and provided in the Jostens Yearbook Kit:

- Place **large labels** on the bottom center of candid photos to be printed in black and white or process color.
- Place the **small labels** on the back of portraits.



Photojournalism: Art of telling a visual story with a camera. Photojournalists capture life as it happens, with an emphasis on emotion in motion. Photojournalistic images are not staged or posed. Electronically altering photojournalistic images poses ethical issues since this violates the trust that readers place in journalists.

Photoshop: A professional imaging software by Adobe used by staffs with the desire to electronically alter or edit images and other high-end creative options beyond image preparation and placement. For information on Adobe products consult www.adobe.com.

► **Picture Placer:** A YearTech button that streamlines digital image handling and placing. Picture Placer eliminates in need to leave the PageMaker or InDesign programs for resolution calculating, cropping, sizing and converting.



► **Pica/point:** Units of measure used in graphic arts.

- A **pica** is equal to 1/6 of an inch; used for measuring photo boxes and spacing.
- A **point** is equal to 1/72 of an inch or 1/12 of a pica; used for measuring typography and rule lines.



► **Plan It! Kit:** One of five mini kits in the Jostens Yearbook Kit featuring the tools needed to get started publishing the yearbook including:

- Yearbook Planner
- Ladder
- *Yearbook Guide*
- *Covers Book*
- *Taking Issue* legal guide
- Memory Builder multimedia software



Prepare for Submission [PFS]: A YearTech toolbar button used to check a spread that is ready to be sent to the plant. Prepare for Submission reviews your spread and identifies items that may need your attention focusing on items near the trim line, fonts and graphics. It also tags, numbers and measures photo windows. When completed, a dialog box will appear to begin the Gather to Submit function. If the spread is ready to submit click “yes.” At this point, no additional changes may not be made to the spread. For detailed information consult the *YearTech Guide* in the YearTech Kit in the Jostens Yearbook Kit.



Printout (75%): The final version of the page that is sent to the plant, placed in the proper Page Envelope. For detailed information consult the *YearTech Guide* in the YearTech Kit in the Jostens Yearbook Kit.

Production materials: Supplies needed for yearbook production and provided in the Jostens Yearbook Kit to the right of the center divider:

- Info-Scropper
- Photo Labels
- Page Envelopes
- Mail It! Envelope

► **Proof:** A final opportunity to review pages and make last-minute corrections before printing. Proofs need to be checked, corrected and returned to the plant within three business days to avoid delays in your yearbook. For detailed information consult the *YearTech Guide* in the YearTech Kit in the Jostens Yearbook Kit.



Proof Action Form: A communication tool found on the back of page proofs. If Jostens discovers elements that need to be corrected, notes will be made on this form guiding your staff to fix the problem to avoid delays and extra charges. Common problems include:

- Fonts not available with YearTech.®
- Elements extended outside the trim line.
- Linked image and art files not provided.
- Incorrect color format, use CMYK
- Materials missing from Page Envelope

Press associations: State, regional and national organizations devoted to serving scholastic journalism teachers and their students by offering conventions, workshops, publications, mentor programs, critiques and contests. National organizations include:

- **Columbia Scholastic Press Association**, New York, NY, <http://www.columbia.edu/cu/cspa/>
- **National Scholastic Press Association**, Minneapolis, MN, <http://www.studentpress.org/>
- **Journalism Education Association**, Manhattan, KS, <http://www.jea.org/>

► **Process color:** A process that uses four colors of printing inks — cyan, magenta, yellow and black — to reproduce photographs in full-color. CMYK is an acronym used to refer to process color.



► **Process color** [*Panther Tale*, Duncanville High School, Duncanville, TX]

► **Process color libraries:** On process color pages, backgrounds, graphics and typography many be printed in color. Hundreds of color combinations are created by combining the four process colors. YearTech includes ten new color palettes. The *Jostens Color Guide*, included in the YearTech Kit in the Jostens Yearbook Kit, allows staffs to see the color samples as printed swatches, offering more accurate representation than a computer monitor.



Process photos: In YearTech, photos blocks must be tagged as process photos if the image is to appear in color in the yearbook.

Publication Consultant: A customer service representative in the Jostens plant who works closely with staffs and Jostens yearbook representatives to answer any questions regarding page creation, submission guidelines, proof questions, book status and specification changes. Each school is assigned a consultant and provided a toll-free number for calling.

Quick-reads: Shorter stories using a variety of different formats to offer the reporter/writer and designer flexibility not readily available with the traditional quote/transition approach.

► **Quote:** Words printed in quote marks and reported exactly as they were spoken. Quotes may be included in copy, captions or quote boxes.

Quote/transition format: A traditional feature story format that weaves together a series of direct quotes and fact-packed transitions and opens with an exciting lead.



► **Quote:** [*Unalivi*, Souderton Area High School, Souderton, PA]

Rail: A narrow column of planned white space, generally three to six picas wide, used to frame or separate content. Using modular grid design, rails can be vertical or horizontal.

Reader entry points: Visual techniques used by designers to guide the reader into the content.

Reader survey: An effective tool for receiving customer feedback on your yearbook, allowing for improvements to be incorporated in the following yearbook. Yearbook distribution is a good time for distributing and collecting a survey. For a sample survey, consult the *Marketing Guide* in the Sell It! Kit in the Jostens Yearbook Kit.

► **Red Eye Removal:** A YearTech toolbar button available in PageMaker that quickly and easily removes red eye from digital color images placed on the page using Picture Placer. For detailed information consult the *YearTech Guide* in the YearTech Kit in the Jostens Yearbook Kit.



Reference photos: Portraits, group shots and team photos that record school enrollment and class, club or team membership.

► **Rule lines:** A graphic device used to unify or separate content elements. Rule lines are measured in points.

1 point

2 point

3 point

6 point

12 point

Rule of thirds: A method of dividing the photograph into thirds vertically and horizontally so that center of interest falls into one of the intersecting points rather than in the center of the image.

Sans serif: The characters of a type style that have no short finishing strokes at the end of the main strokes. Helvetica is a common sans serif type.

Scrapbook photos: Posed, looking-at-the-camera images used for a story-telling purpose.

Screens: Tints of black or color used to emphasize design elements. Tints are indicated in percentages with 100% being solid.

► **Sell It! Kit:** One of five mini kits in the Jostens Yearbook Kit featuring the tools needed to sell and personalize:

- *Marketing Guide*
- *Budget BOOSTER\$*
- *PDA Ad Guide*
- *ItPays Software Guide*
- Sales posters and banners
- Sample sales tools
- Ad contract pads



Serif: The characters of a type style that have short finishing strokes, or serifs, at the end of the main strokes. Times is a common serif type.

Ship date: The date that your yearbook is scheduled to be completed and shipped to your school. The ship date is set based on the submission of all deadlines on time and with the proper number of pages as well as the prompt return of all proofs.

Sign Here!™: This special autograph book contains 48 blank pages. Compose messages, add your own personal, creative expressions and journal entries, collect autographs and celebrate the year. There is lots of room for your favorite photos and other special mementos in this yearbook add-on. For more information, consult the *Marketing Guide* in the Sell It! Kit in the Jostens Marketing Kit.

► **Showcase Series™:** Easy-to-use and creative yearbook packages that provide coordinated theme development ideas, memorable content and distinctive design. For 2004, cool cover designs with colorful stickers for personalization and fun photo pockets are featured. Check out the Excalibur Package, Coverstar Package and Finishing Touches™ Package in the *Covers Book* found in the Create It! Kit in the Jostens Yearbook Kit.



► **Sports section:** Offers before, during and after game coverage that has school-wide appeal with emphasis on both team and individual sports.

Spot color: A color used in addition to black. Also called second color or Jostens Tempo Color.

Staff manual: A timesaving reference guide that gives every staff member the independence of answering many of their own questions before asking, freeing the editors and advisers to deal with other inquiries. A staff manual often includes goals and objectives, policies, organizational chart, job descriptions, ladder diagram, explanation of theme/spin-offs, design specifications, style guide and staff directory.

Story: Words written in a variety of formats to tell a story or describe an event. Also called an article or copy.

► **Student Life section:** Covers activities in and out of school that affect readers' lives in addition to lifestyle coverage.



► **Student Life section** [Shoreline, Standley Lake High School, Westminster, CO]

Style guide: A reference sheet that promotes consistent handling of text throughout the publication, frequently based on the *Associated Press Stylebook*. Areas often addressed in the style guide are attribution, word choice, spelling, number usage, abbreviations, capitalization, and punctuation.

Signature: Yearbooks are printed on large sheets of paper called signatures. Each side of the sheet is called a multiple. When folded, a signature becomes a 16-page mini-booklet and is bound together with other signatures to make a complete book.

Supplies: Additional supplies might be necessary in addition to the materials in the Jostens Yearbook Kit. Jostens Marketing Services is ready to process your order. The *Yearbook Kit Guide* and *Product Catalog* outlines all of the supplies available and provides item numbers and costs. There are three easy ways to place an order:

- **Online:** Log on to www.yeartrack.com and enter your personal login and password. Click on Order Supplies in the left navigation bar.
- **Phone:** Call 1.800.972.5628, 7:30 a.m. to 4:30 p.m. CST.
- **Email:** Send your email to merch@jostens.com. Include item number and quantity needed for each item as well as your school name, job number and a telephone number.



► **Sports section** [Heritage, Horizon High School, Scottsdale, AZ]

Team building: A very important part of the yearbook process. The yearbook staff is a team that must work together. Here are some proven team building techniques:

- Birthday parties
- Staff t-shirts
- Staff cheer
- Wall of fame
- Sporting contests
- Homecoming float building
- Secret pals
- Scavenger hunts
- Notes from editors
- Staff deadline parties
- End-of-the-year banquet
- Cookout
- Summer workshops
- State/national conventions
- Staff retreats
- Press passes
- Holiday party
- Decorating the yearbook room

Technical Support: Jostens provides help with software and technology problem solving. Call 1.800.328.2435 from 7:30 a.m. to 6 p.m. CST. After hours you can leave voice mail or email ytsupport@jostens.com. Assistance is available for the following publishing software for both Windows and Macintosh:

- Jostens YearTech
- Adobe PageMaker
- Adobe InDesign
- Adobe Photoshop
- Adobe Illustrator

Template: A master page that maintains consistency within a design or section. Master documents opened this way in PageMaker will open as untitled documents.

Tempo Color: A color used in addition to black. Also called spot color or second color.

▶ **Text Linker:** A YearTech toolbar button used to link text through a series of pages, such as the People section. For detailed information consult the *YearTech Guide* in the YearTech Kit in the Jostens Yearbook Kit.



▶ **Theme:** Unifies the yearbook, giving the story of the year a unique personality and approach. For a list of theme ideas to assist with your brainstorming, go to www.jostens.com/yearbook

- The theme might utilize a catch phrase to make a strong statement.
- Word spin-offs use key words from the catch phrase as part of the titles used for each section.
- A concept offers a subtle alternative to a catch phrase.



▶ **Theme: Change Becomes You** [*The Shield*, Robert E. Lee High School, Springfield, VA]



▶ **Theme: Tradition** [*Logue*, Northwood High School, Nappanee, IN]

Theme development: The best themes wed verbal and visual elements into a seamless whole.

- **Verbal** development “cool tools” include a catch phrase, section spin-offs, headlines and stories.
- **Visual** development “cool tools” include photography, typography and graphics.

Theme package: Areas of the yearbook where the theme is traditionally visually and verbally developed:

- The theme package starts with the **cover**, which makes a striking first impression.
- The **endsheets** act as a bridge between the cover and the inside pages.
- The **title page** officially introduces the book.
- The **opening** and **closing** provide the stage for the theme drama.
- The **parting page**, the last page of the closing as well as the last page of the yearbook, makes a last memorable statement on the theme.
- The **dividers** carry the theme throughout the book and mark each new section.
- **Reference items** such as folio tabs, index, contents listing and colophon are often part of the package.

Three-peat strategy: Strategically weaving visual and verbal techniques into the spread or the section design by repeating it three or more times. To be effective, the visual and verbal techniques must contribute to the content.

▶ **ThumbPrints:** Click the new ThumbPrint button on the YearTech toolbar to generate a contact sheet of the photos in a particular folder. For detailed information consult the *YearTech Guide* in the YearTech Kit in the Jostens Yearbook Kit.



Tip-in: A four or eight page set of pages that are not numbered as part of the total pages in your book. A tip-in can only be placed between signatures. For detailed information consult the *YearTech Guide* in the YearTech Kit in the Jostens Yearbook Kit. Consult your Jostens yearbook representative before submitting a tip-in.

Trapped white space: An outdated yearbook design term still in use. Trapped space refers to a distracting, unplanned pocket of space, often created by uneven spacing between content elements. In modern design, white space is often “trapped,” but is effective if it is strategically planned space such as a rail.

Trendy & Cool Designs: A collection of new designs have been added to the popular Page Sufer collection of ready-to-use templates. *The Page Surfer Preview Book* is included in the Create It! Kit in the Jostens Yearbook Kit and includes these new designs.

Trim size: Yearbooks come in three standard trim sizes:

- 7 3/4" x 10 1/2" often called **Size 7**.
- 8 1/2" x 11" often called **Size 8**.
- 9" x 12" often called **Size 9**.

When installing YearTech, it is especially important to select the correct trim size for your yearbook. For detailed information consult the *YearTech Guide* in the YearTech Kit in the Jostens Yearbook Kit. Consult your Jostens yearbook representative or your plant Publication Consultant if you are unsure of your trim size.

► **Type Effects:** A YearTech toolbar button available in PageMaker that provides 20 different techniques such as arcs, zoom effects and more in color and grayscale without leaving PageMaker. For detailed information consult the *YearTech Guide* in the YearTech Kit in the Jostens Yearbook Kit.



Verbal content formats: When planning coverage options, consider these verbal content formats:

- **Headlines:** Primary, dominant word(s), secondary
- **Feature story:** Traditional quote/transition format
- **Captions:** Indents, summary, quote, expanded, collection, group ID
- **Facts:** Factoids, list, summary points, map/diagram
- **Figures:** Table, pie chart, bar chart, scoreboard, index
- **Time:** Schedule/agenda, calendar, timeline
- **Opinion:** Quote, in-depth quote, question/answer, first-person account, journal entry, how-to advice
- **Interactive:** Fill in the blanks, match text/photos, connect the dots, color an object, answer quiz questions, search for words, complete crosswords

Visual content elements: When planning coverage options, consider these visual options:

- **Dominant photographs(s):** Most important story-telling photo content
- **Secondary photographs:** Often related to dominant photo(s) but show different aspects of the story
- **Photo options:** Photojournalistic (action/reaction), reference, scrapbook
- **Photo treatments:** Subjects (single person, small group, large group), shapes (vertical, horizontal, square, circular, shapes)
- **Special techniques:** COB (cut-out background), mortise, photo illustration
- **Photo collections:** Montage, collage, series
- **Logo:** Art, typography
- **Illustration:** Art created to present the story

Visual hierarchy: A design strategy that allows readers to get a sense of the importance of the content based on its size, weight and placement.

Visual redundancy: A weakness in photo planning and selection resulting in two or more photos showing the reader the same content.

Workshops: Through the nation, Jostens yearbook representatives host a variety of workshops. Many are multi-day, residential workshops, others are one-day seminars. Staffs often leave the workshop with a theme developed, cover designed and ladder planned. Ask your Jostens yearbook representative for information about local workshops. Each spring a summer workshop directory appears at www.jostens.com.

World Beat: A yearbook add-on offering a colorful, 16-page current events section featuring national/world news, technology/science, lifestyle, entertainment, music, sports and familiar faces. For more information, consult the *Marketing Guide* in the Sell It! Kit in the Jostens Yearbook Kit.

WorldView Interactive:

This yearbook add-on is a compelling, interactive current events CD-ROM featuring national and world events. Watch the year unfold in a multimedia display of color and sound. Content is produced professionally, requiring no school development. For more information, consult the *Marketing Guide* in the Sell It! Kit in the Jostens Yearbook Kit.



Write Now! Bring personalization and scrapbooking into the yearbook with this eight-page, full-color yearbook add-on. Record your own special memories, fads, trends, goals, dreams and more. Pages include fun facts and space for students' personal photos. For more information, consult the *Marketing Guide* in the Sell It! Kit in the Jostens Yearbook Kit.



► **X-height:** Type dimension from top to bottom of characters without descenders and ascenders.



Z pattern: The path a reader follows when looking at a design. The eye generally enters in the upper left area, moving across, diagonally down and to the right. This tells yearbook designers that the upper left area of a spread is a prime location for exciting and important content. The spread's lower, right corner isn't a prime location because content might not be read if the reader prematurely turns the page.

IDEAS AND LAYOUTS

The following pages contain samples of various layouts that other schools have produced for their yearbooks. Feel free to use them to generate ideas for everything from your covers to “Baby Pix”.

Some of the attached pages include low resolution versions of layouts. Please use them to generate your own ideas but do not use them to judge our print quality. High resolution pictures supplied to us will print with exceptional sharpness. Low resolution images supplied will print better than our competition.

IDEAS AND LAYOUTS

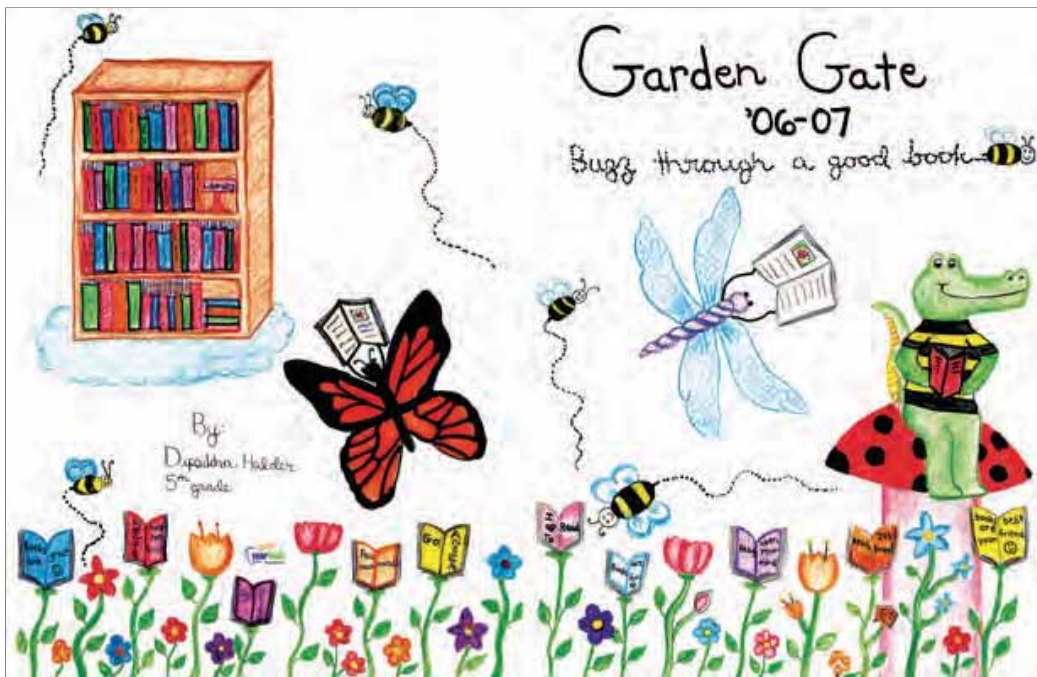
COVER PAGE LAYOUT IDEAS



**VIRTUAL
IMPACT**
MARKETING INC

1-800-850-7721 sales@vimi.com www.vimi.com





Adios, Amigos!!
So long and farewell,
5th Graders.
We'll miss you!!



**Lexington
Elementary
School**
2006-2007

International Baccalaureate Candidate School
California Distinguished School







Murdock-Portal Elementary School

Rids Farewell to Mrs. Mains



2005 / 2007



Event Cover Artwork by Arabella Williams, 1st grade



Jessica Pohl, grade 6



Amanda Giacobbé, grade 4



Brenda Prado-Nava, grade 6



Mysam Mejia, grade 4



Blake Linenberg, grade 6



Madison Weeks, grade 1



Jessica MacMillan, grade 4















Hannah Galacy, grade 2










Gabriela Norhood, grade 1



























PRINCIPAL PAGE LAYOUT IDEAS



VIRTUAL IMPACT
MARKETING INC

1-800-850-7721 sales@vimi.com www.vimi.com

Dear Students, Staff and Community,

This year has been a special year for me, as I complete my first year as Principal at Oak Ridge School. Our 504 student population with over 20 languages represented, shows a "love of learning" and special curiosity each day. Smiles, progress, rewards, self-esteem are evident on our school campus. Teachers collaborate daily and discuss what is best for student learning. We are fortunate to have a community of families who support the learning environment, give generously of their time and bring special gifts, meaning and funding to our campus.



A few highlights of this year include:

- Our API (Annual Performance Index) score is above the state standard.
- We met all Annual Yearly Performance Targets for our school sub-groups.
- Our teachers are dedicated and provide high expectations for all students. They are passionate about their work and are committed to being the best in each field.
- Our Vision (School) Plan, in many ways the "heart" of our school, raised over \$30,000.00 in the annual Walk-Thru. Money raised went towards school programs and activities, including teacher-research, computer support, field trips, science, music and art programs and assemblies.
- Our School Site Council, with approval and support from our Home and School Club, approved money for our new fall art program, Art Vistas, which will bring art appreciation and hands-on projects to our students.
- Our Hispanic Parent group had lots of involved family activity this year including a Parade, and May Hispanic Day program, which celebrated student talents and culture.
- Our Kuffee Klatch had many inspirational activities this year, including potluck dinners, Black History Month celebration and Spelling Bee.
- We began new support programs for students including a Thursday morning tutorial and enrichment program and math enrichment, with parent consent to monitor rates.
- Our Annual Family Science and Family Literacy nights were well attended, giving students another avenue to demonstrate their special talents.

There are many more activities and programs to celebrate than the ones listed above. It is evident that we are a school with a warm, nurturing and supportive community focused on student success. Also, quite evident is that we are a truly diverse community, which continues to strive for excellence in our academic program, as we hold high expectations for all of our students.

Indeed, I am grateful to be part of a teaching and learning community, which is passionate about student success. Our goal is to give our students the best learning experience possible, and to give them confidence and self-esteem, so that they will go on to college, graduate, and share with the world all of their talents and expertise. Thank you, our students, staff and community, for sharing and supporting this most important endeavor!

Best always,
Terri Giovanni
Principal

Keep your feet on the ground,

let your mind be soaring,

control things you can't see,

be sure to honor your faith as you go,

look towards the future and stride,

Good Luck,

Mrs. Garcia



Welcome to the 2006-2007 Lincoln Yearbook!

We invite you to share in the celebration of memorable moments from our school year. Lincoln School is an exceptional place of learning and discovery. Students, parents, and staff work in partnership to create a caring community of learners. I feel privileged to be a part of such a special school. Thank you for making Lincoln the wonderful school that it is. Sincerely,



Lynn Simola
Principal



Lincoln School
Faculty & Staff 2006 - 2007

The Lincoln School Faculty and Staff for the 2006-2007 school year include: Lynn Simola, Principal; [List of names follows]



In the 2006-2007 yearbook, this special yearbook reflects shared experiences and friendships, and acknowledges the students and staff of Lincoln School. We'll treasure these memories of the fun, the work, and the accomplishments you have made this year!

The heart of our school is the loving, caring students who give us the joy. Your teachers and Lincoln School Staff have created the opportunities for students to accomplish amazing learning. The student parent volunteers have supported and enriched this process as well. Congratulations and thanks to all!

In addition to the core classroom instruction, our school fills its time with enrichment and community activities. Last fall Lincoln was "Columbus Day" with the 5th-6th Grade students walked and celebrated another historic community gathering and fundraising event. The Student Council hosted Spirit Assemblies with LITERACY enrichment. Community continued to build relationships with Fair Friends, AIC, parent literature presentation in classrooms. The Governance Student Leaders adopted new friends with the Junior Lady Program and general industry to school at the student drop-off zone. Peace Monitors continued to be a welcome support for our students at lunch times.

Community Service projects were opportunities to reach beyond ourselves! Two Food Collections were done for the local Second Harvest Food Bank. February's Red Ribbon and Blue Book presented our expressions of appreciation for our anatomy with a gummy bear for the 1 (anatomy) students' Association, "Tossing the Tossin'". A clothing drive to support our district's Healthy Start program helped to meet needs of our own LEAD families.

Site improvements this year included the opening of the new field, and students enjoyed the new expanded track as well as tennis city and PE. The construction work of the last three years is nearly done and District is beautiful!

This year's 5th graders are heading into new experiences at middle school. I wish each one of you continuing school success and all the best as you enter this important new time of your growth and development. Thank you for making the lives of the staff and students around you. Students to proud of you!
Yours Principally,
Mrs. Simola

Mrs. Youngquist Principal



Principal - Dr. Lisa Marie Gonzales

We create our tomorrows by what we Dream today.

Dr. Gonzales says this year will have been a year of growth and achievement. We have many accomplishments to be proud of. We have a staff of dedicated professionals who are committed to providing the best education for our students.

Principal's Page - Mrs. Melinda Garcia



Dear Students, Parents and Staff,

As you know, I will be retiring effective June 30, 2007. A simple thank you does not even begin to capture my gratitude to you all. I could not have accomplished my goal by myself. Ledonia School is like no other. I have never in my twenty-seven year career met and worked with such caring, positive, dedicated, and supportive staff, parents, and students as those at Ledonia. I am not saying good-bye. I will be back to visit and do some work for Oak Grove School District. You are all too precious to me. The friendships I have made are special. You don't leave family and you are family. I am confident that you will all continue to work together and carry out our work so that Ledonia continues to be the best place to be.

With love, respect, and gratitude,
Melinda Garcia





Greetings and Congratulations from Principal Raf Strudley

Hard Work With a Smile has been the norm of Lexington for several years! And this year is no different. I'm so very proud of the teachers and students at Lexington. Each in their own way have brought teaching and learning to a new and extraordinary level.

To each student in all grades, I say, "Great Job!" I'm so proud of all that you have achieved! Your inquiries into new interests, the work that you have included in your student portfolios, action pieces associated with your IB units, in-depth and thought provoking conversations with your parents and teachers, independent reading, journals, extensive written word problems in math, music practice, play practice, soccer and baseball, and continual work in our wonderful Life Lab gardens...the list seems endless. You have learned about your community, celebrated Earth Day, written letters to students in Mexico and Zambia. You have volunteered hours as Peacekeepers, classroom ambassadors, Equipment Managers in the PE room, and you have spent countless hours helping each other both in your own classrooms as well as with your classroom "Buddies."

And all of the while, you have worked hard at ensuring that the wonderful relationships that you have with your family, your teacher, and your friends are rewarding and satisfying. Your learning journey has been filled with so many challenges that have required your hard work. And this wonderful journey will continue for a very long time to come!

Lexington School is lucky to have such hard working students!



TO THE STUDENTS OF MISSION SAN JOSE:

"LIVE AS IF YOU WERE TO DIE TOMORROW. LEARN AS IF YOU WERE TO LIVE FOREVER."

- PRINCIPAL: MS. MILDRED BYRD



We're not exactly THRILLED that you're leaving.

In case you can't tell...



Don't Get



LUCK!



Best of LUCK From ALL of US!

Students, Staff, Parents,

STAFF PAGE LAYOUT IDEAS



VIRTUAL IMPACT MARKETING INC

1-800-850-7721 sales@vimi.com www.vimi.com

Our Support Staff



Millikin Staff



Principal: Susan Nelson, Amy Jantz, Melissa Ruff, Nancy Swift, Larissa Malik, Lisa Anderson, Susan Marzella, Shante K. Bennett, Joanne Wink
Row 1: Pam Lombardi, Chris Pinner, Sherilyn Green, Tami Conlin, Mary Tobal, Thomas Larson, Kelli Pinner, Cindy Stewart
Row 2: Corina Toney, Jessica Wheeler, Candace, Sallie Miller, Kristina Hunt, Lynn Schaefer, Heidi Byrd



Costano Staff



Faculty and Staff



Christy Bowers - Resource
Jennifer Clark - Resource
Sara Bane - Title I Reading
Aubrey Hill - Resource
Christine Lugo - Resource
Kerissa Lopez - Math
Janella Love - Speech-Language
Carmen Ortega - Counselor
Beth Harnett - ESL
Evan Pomeroy - Art
Aimee Pugh - Library
Aubrey Bane - Art
Suzanne Ward - P.E.

Support Staff



Swatkins

Ms. Ashlee Blair and Ms. Phyllis Williamson

Cafeteria Staff

Mark Kim-Hoang, Richard, Dulce, Patricia, Ruth, Wainwright, Kellee, Jan, Patti Bane, Pam Bane, Linda Washburn, Wendy Bane




Crossing Guards

Ms. Gaila Hester, Ms. Shelly Stewart



School Nurses

Ms. Jennifer Lindley, Richard Pomeroy, Ms. Kim Williams, Heidi Sawyer



STUDENT COUNCIL PAGE LAYOUT IDEAS

VIRTUAL IMPACT MARKETING INC

1-800-850-7721 sales@vimi.com www.vimi.com

Student Council

Fall 2006

OFFICERS

Class Representatives: Lisa Kim, Amy Zappini, Sabrina Jaram, William Lantz, Marissa Mohan, Adriana Pothof, Bryce Jones, Hester Collins, Corby Johnson, Dawn Ching, Haem Mook, Naveen Deyra, Hannah Kruentlich, Malakour Jackson, Cory Hicks, Cassie Madson, Makena Gannon, Ashley Kinkley, Ellen Durkin, Nick Costantino, Laurel Hunsaker

Mentors: Veronica Hays, Al Fox, Kate Hester

Spring 2007

OFFICERS

Class Representatives: Benjamin Hester, Kate Penick, Jonathan Green, Jacob Neumann, Keri Brown, Devin Goussard, Carter Gidd, Trevor Terrence, Brian Brown, Jack Buhler, Ben McElwaine, August Bergs, Stephen Alford, Tommy Gannon, Spencer Perry, Darby Propp, Jesse Eastling, Catherine Mosher, Chase Howell, Colin Kennedy, Kaitlyn McLean, Jonathan Rodriguez, Paige, Al Fox, Steve Hannon/Anthony, TJ Hest, CJ Hester, Jane Kasper

Student Council

Safety Patrol

STOP SAFETY PATROL

5th GRADE MUSIC

STUDENT COUNCIL

Black Knights Chess Club

Student Council

Books in Student Council Officers

Books in Student Council



Student Council

Rebecca Martin, Sara Sotli, Laura Hanson, Ray Shikany

Student Council & Representatives

Student Council Members
Ms. Smith & Miss Salas

Student Council Officers

President - Kimberly Vo
Vice President - Dante Acosta
Secretary - Jerico Santos
Treasurer - Patrick Lin

Advisors:
Ms. Hopkins and Mrs. Long

Student Council Representatives

Kindergarten Helpers

Student Council Officers

President - Kimberly Vo
Vice President - Dante Acosta
Secretary - Jerico Santos
Treasurer - Patrick Lin

Advisors:
Ms. Hopkins and Mrs. Long

Student Council Representatives

Kindergarten Helpers

DEDICATION PAGE LAYOUT IDEAS

VIRTUAL IMPACT
MARKETING INC

1-800-850-7721 sales@vimi.com www.vimi.com

This Yearbook Is Dedicated To
Our marvelous and caring principal
Mrs. Stzhonitz

for the countless hours and
patience you put in to help us
blossom and grow. Ever since
we were tiny buds, you watered
and nurtured us to help us
become roses. You made us
who we are: Dinos Yisroel.

Mrs. Stzhonitz,
Thank you for
Everything.

And this year, we want to recognize another special hard worker...
Mr. Arciga, our wonderful and ever-so-helpful custodian! He keeps our
school running so smoothly! The number of times that our valued custodian,
Eriberto Arciga, has come to someone's help is impossible to determine.
There is rarely a day that goes by that someone - either a teacher, a student,
a parent, or even the principal - hasn't asked him for some kind of help and/or
assistance. We are so fortunate to have someone who goes the extra mile,
who works so hard at keeping our school looking so nice and who takes such
pride in his work. We are lucky to have Mr. Arciga with us, and I'm happy
that this yearbook is dedicated to him! Eriberto, THANK YOU!!!

Mr. S.

**The Fifth Grade Warmly Dedicates
This Yearbook to
Sr. Eriberto Arciga**

I like how he stays so close with us.
He's really friendly. He's awesome.
He helps us out and he is funny.
I like it when he gives us rides in the cart.
Super helpful and nice.
He's really cool because he's from a different
country and fits our school really well.
Mr. Arciga is always happy and he's never mad
when it makes him totally awesome.
Mr. Arciga helps with everything.
Caring.
Mr. Arciga is the coolest custodian. He's funny
and nice.
A great soccer player.
Mr. Arciga is the coolest custodian in the world.
He's a good friend.

Muchas Gracias, Señor!!

We miss Kim!

This has been a challenging year for the school with illness all around. In the winter, various run campaigns and classrooms were half empty for weeks. When Kim was sick for so long and finally hospitalized, an outpouring of support came from the whole community. Tamara, Fern and Mrs. Nindaba covered Kim's class but the school isn't the same without Kim. A special thanks to Mrs. Nindaba who did double duty to keep the school on track through these difficult circumstances.



Deb Schwabe taught the students how to knit hats for Kim and encouraged teachers to knit some also.



Mimi turned her class over to Emma for awhile so she can be home with precious Mimi Lynn who was born on February 21.



Dedicaciones

Para: Sinal Morales. *Estamos muy agradecidos con toda el personal de la escuela Washington por su duro trabajo que hacen.* De parte de: Olga Morales.

Para: Bryan y Lucio. *Los amo mis maestros son grandes para mi sus besos y abrazos son fuerza de vida para mi.* De parte de: Macrina Chamorro.

Para: Jesús Barragan. *¡Feliz día de graduación!* De parte de: Patricia Bandoval.

Para: Estefanny y Carlos. *Les felicitó para que sigan progresando en sus estudios. Estoy muy orgullosa de Ustedes. Sigán estudiando.* De parte de: Erika Morales.

Para: Alexis y Juan. *Estoy feliz de lo que han logrado hasta el momento espero sigan progresando en sus estudios. Estoy feliz por Ustedes.* De parte de: Laura Morales.

Para: Joel Aguilar. *Dice que le gusta estudiar mucho.* De parte de: María de Jesús Becerra.

Para: Emelby Esmartha Riza Cruz. *Hija, estoy tan orgullosa de ti en tus pocas palabras que nosotros de estar en el país. Has aprendido mucho del inglés. Te deseo lo mejor mucho éxito en tus clases. Sé que lo puedes hacer.* De parte de: Maritza Elena Cruz.

Adelle, Room 4, Mrs. Low



This yearbook is dedicated to You
 The bright-eyed students
 The helping parents
 The inspiring teachers
 The caring staff

Nothing is as easy as it seems
 It does take a village
 For our children to thrive, grow, and learn

Thank You!!!
 For making Our Laneview
 Such a wonderful School

This Yearbook is Dedicated in Loving Memory of

Loaise Wilkerson
January 1, 1933
February 28, 2007

Terry B. Ellis
March 27, 1965
January 30, 2007

From Friends Who Miss You

My Friend who made
 My days so beautiful
 By: Barbara Beal

You're a flower in our garden
 And we will water you.
 You're a part of our lives and
 We will find you.
 You're a child in our hearts and
 We will love you.
 You're a student in our classrooms
 and we will teach you.
 You're a friend from school
 and we will play with you.
 You're a special person and
 will always be a friend to you.
 I will never forget you.

Also
 Amazing for friend who
 Liked to laugh
 Enjoyed 99 and
 Cleaning car personal dirty card!!

By: Janet Doherty, Kristi Manning and Gerald Thomas

Dedicated teachers of MSJE

Wishes to express to all the teachers who have made this yearbook possible.

Back Row (Left to Right):
 Mr. Lee, Mrs. Chandler, Mr. Terry, Mr. Samonastava, Mrs. Martin, Mrs. Bergeson, Mr. Tallman,
 Mr. Looze, Mrs. Conkell, Mr. Ware, Mrs. Perkins, Mrs. Akah, Mrs. Cannon, Mr. Kao, Mr.
 Gargallo, Mrs. Leewick.

Front Row (Left to Right):
 Mrs. Covey, Mr. Tinsley, Mr. Tsai, Mr. Macdon, Mr. Freitas, Mr. Hicks, Mr. Byrd (principal),
 Mrs. Manriquez, Ms. Yen, Ms. Eglinton, Mrs. Takano, Ms. Hahnke, Mrs. Schae, Ms. Chu.

This yearbook is dedicated to the families and staff of John Muir Elementary. Thank you for nine wonderful years. I will miss you all.
 Yearbook Editor, Teacher - Mrs. Scharton

John Muir Elementary School

Yearbook Cover Artists

Cover - Bryan Malone, Rear Cover - Ayato Doki, Grace Cho, Eric Chiu, Lydia Kasinos, Ryo Shibatauji, Leigh Williams, Katherine Ju, Francis Choi, and Julia Wang

In 2006, at the beginning of August/September you came into my class. How will I remember.
 Some of you were smiling and giggling a lot
 Some were very quiet and a few tears I could spot
 You came here to learn, to be taught how to read
 You were thoughtful such like a tiny new plant

You were all in my garden just waiting to grow
 As this garden got busy with bee buzz and bee hum
 I fed you the water and let it in the sun
 You took in the soil, but we had only begun
 Each day as I worked in this garden of mine
 I saw you all growing and strong and so fine

Then finally one day I took a good look
 And saw each of my flowers reaching a book

It was obvious then that you had worked too
 Looking up all the food I had given to you
 But although you have blossomed, you still need to grow
 So I'll pass you on now to another gardener I know

She too has a care and love she can see
 And plenty of food from which you can choose
 I hope you will keep your roots open with
 Ties in all her food and keep it inside

Yes, a gardener can work all night and all day
 But the flowers never be willing to take in each day

So work very hard in your garden each year
 So the best you can and you'll have nothing to fear

Grow strong and tall, reach up for the sun
 Stay as true as you are and have lots of fun

- Anna Johnson

Dear Mrs. Dick,

Thank you for a wonderful year! Thank you for all the wonderful experiences, memories, and fun! You made the time to listen to us, to talk, to encourage us, and to help us. We learned a lot and will miss you but thank you!

Room 2 Kindergarten

Dear Parents,

Thank you for your love and support. We especially want to thank you for your love, encouragement, and help. We especially want to thank you for your love and support. We especially want to thank you for your love and support.

Room 2 Kindergarten

Dedication

The Eighth Grade class of 2007 would like to dedicate their yearbook to their parents!

**Julie & Monica Cease
Thomas & Billie Jo Riedel**

To My Parents

I couldn't think of anyone else to dedicate this yearbook to. You've helped me through countless nights of hard searching homework and encouraged me to do my best, even when I didn't want to. When times were tough, you helped to make them right and when times were too nice, you helped to make them challenging. I don't think I would have done what to expect when I went to high school if you hadn't prepared me for the upcoming events. I love you.

Julie

**Paul & Ruth Joy
Bob & Naomi Treadwell**

I would like to say thank you to my parents. You were always there for me whenever I needed you. Thank you for your help and support that you have given me. I love you so much.

-Samuel Joy

My parents have helped me through the years. They told me how to behave in school. They have always helped me on my homework. My parents have made a big impact on me. I love you.

Brian

Dear Parents,

I love you very much. You have always been there for me throughout the years. I really appreciate it so much. Thank you for all your support.

*Love Always,
Katelynn*

Thin book belongs to: _____
Teacher: _____
Grade: _____ Room # _____

PARADISE VALLEY ELEMENTARY
JANUARY 2006 - JULY 2007

2006-2007

This yearbook is dedicated with much affection to three of our very special teachers. Mrs. Kathy Kammann, Ms. Karen Nelson, and Mrs. Carol Ferri, "thank you" for all your years of hardwork.

GRADUATING CLASS PAGE LAYOUT IDEAS

VIRTUAL IMPACT
MARKETING INC

1-800-850-7721 sales@vimi.com www.vimi.com

5th Grade

CLASS OF 2007

FIFTH GRADE

The Fifth Grade Class of 2007 shows an eagerness to learn, always ready to leap into the next activity. From researching the chemical make-up of common items to interviewing a downtown business for an advertising campaign, their caring for each other is evident in their cooperative activities, such as performing science experiments and in exploring San Francisco Chinatown in small groups. There is an all-for-one and one-for-all attitude that provides the energy and drive to explore new ideas and to be creative, enthusiastic learners. Most importantly, their awareness of their connection to the larger world community was heartening. They internalized the 18 words in scientific, respect for their roots, dedication, and perseverance, and reached a new level of maturity. I will miss the daily observations and their caring response to life's challenges.

Mrs. Patricia Vaden

Art Show and Promotion Ceremony

Hold off to all our Primary School graduates! Congratulations to all of you for your hard work and achievement. Take pride in how far you've come. How AWB is how far you get, and always remember to follow in the footsteps of the Lord.

To Our Graduating Fifth Graders,

It has been a joy for me to watch you grow and learn. Whether it has been over the past several years or the course of your life across your state. You are children of God. He loves and He has designed for each of you a strong foundation upon which you will stand and continue your journey through life. You are ambitious with potential and your promise to truly make a difference for a better future for all of us. We can do that. I believe it and I'm excited to witness it! You have become life-long learners and continue to show great enthusiasm for expanding your horizons. What an incredible gift. My prayers are with you, each one of you, that you will continue to strengthen your walk with God, allowing Him to direct your path. You have blessed me beyond measure and I thank you, my dear children.

Rev. Ronny

2006-2007 Laurelwood 6th Grade

CLASS OF 2013!

Skills are Heart Forever

Classroom Activities

Skills are Heart Forever

2006-2007

Fifth Grade Class Memories

My Favorite Daves Avenue Memory is:

- Walden West Science Camp: Camp Gastanoan, night hike, fun, being out in nature.
- being in the Aladdin Play.
- Gold Rush Day and play in 4th grade.
- being Saturn in the Planet Play in 3rd grade.
- the Tech Museum Field Trip.
- the Discovery Voyage on the Bay.
- the first day of school, meeting everyone!
- coming for the first time in 2nd grade and finding so many friends.
- the playgrounds.
- playing soccer on the old field.
- eating lunch.
- when my Mom came in for my birthday when I was in Kindergarten.
- my friends and I would play in the Kindergarten garden - we had a bunch of fun.
- being with my brother in 1st grade.
- making new friends and hanging out on the playground.
- the friends that I have made. Daves is by far the best school I have ever been to.
- Science Camp because we got to go in the wild and meet new people.



- Sacramento field trip and someone got locked in the bus bathroom.
- Sacramento field trip and seeing all the different pictures in our State Capital seeing and moving to the New Daves Avenue.
- that I will be one of the very first students to graduate from the new Daves Avenue.
- walking into the new library and seeing how big and beautiful and bookish it is.
- thinking that I won't gonna make new friends - but then I did.
- having great friends and a great 5th grade teacher.
- making new friends - the best ones ever!
- hiding in the trees on the field before remodeling, and all my great teachers.
- making friends throughout the years and watching them come and go.
- Mrs. Ringsted's 3rd grade class pipe) parties.
- Science Camp and getting to be away from home.
- in 1st and 2nd grade where I met my two best friends.
- coming to school and all of the people that I never knew would become my friends.
- being the oldest grade - kids would look up to me.
- meeting new friends.
- making new friends that were really in my class, and making friends with new kids.



We Keep Moving

We moved to Daves Away

We moved to Daves Avenue second story classrooms.

We moved out fast to keep the ropes moving on the Discovery Voyage.

We're Moving On

In twenty years I want to be ...

Ms. Ward's Class

- (a Basketball Player) Ben Regalado
- (a Game Computer Company Owner) Ryan Pau
- (a Children's Doctor) Antoine Nguyen
- (a Football Player) David Lopez
- (a Football Player) Abijot Ota
- (a Game Designer) David Du
- (a Veterinarian) Natasha Sanchez
- (a Real Estate Agent) Quincy Escalona
- (a Fashion Designer) Kyanee So
- (a Doctor) Cathy Pham
- (a Technology Inventor) Matthew Phan
- (a Fashion Designer) An Pham
- (a Worker at Google) Tom Pham
- (a Singer) Allie Rutty
- (an Automobile Designer) Steven Garcia
- (an Electrical Engineer) Terome Salam
- (an Army Engineer) Jeff Sato
- (a Makeup Artist) Fayleen Lang
- (a Veterinarian) Christina Neri
- (a Singer) Jenny Trinh
- (a Corrections Officer) Edwin Campbell
- (a Lawyer) Jennifer Wu
- (a Wrestler) Tony Jimenez
- (a Pharmacist) Jennifer Dish
- (an Anime Artist) Amberlyn Choo
- (a Children's Doctor) Navleen Saini
- (a Sculptor) Ivy Hoang
- (a Film Actor) Diane Tang
- (a Pediatrician) Vivian Nguyen
- (a Children's Dentist) Miranda Halverson
- (a Nurse) Jasmine Ayap
- (a Soldier) Anthony Dorn


Mr. Roach's Class

- (a Teacher) Alana Tran
- (an NBA Player) Alberto Rosas
- (a Fashion Model) Alexis Borromeo
- (a Scientist) Anna Pham
- (a Medical Doctor) Bich Nguyen
- (a Rock Musician) Cattien Le
- (a Clothing Designer) Daisy Gonzalez
- (a Lawyer) Dylan Yamazaki
- (a Pediatrician) Ellie Ngo
- (an Architect) Gabriela Guerrero
- (a Stock Broker) Harry Chu
- (a hero like Spiderman) Hieu Nguyen
- (an NBA player) Ignacio Biorato
- (a Hollywood Star) Jasmín Idanan
- (a Billionaire) Jennifer Dinh-Tran
- (a Vegetarian Chef) Jennifer Liem
- (a Fashion Designer) Karen Gee
- (a Pharmacist) Kathy Tran
- (a Rich Hero) Kevin Nguyen
- (an NBA Player) Kyle Calogay
- (a Medical Doctor) Melissa Bui
- (a Lawyer) Mimi gong
- (a Digital Game Designer) Nhan Truong
- (a Medical Doctor) Ramandeep Singh
- (an Engineer) Raymond Chau
- (a Film Director) Sean Miguel
- (a Doctor) Shawn Custodio
- (a U.S. Navy Sailor) Terry Idanan
- (a Street Magician) Tony Nguyen

Mrs. Baker's Class

- (a Designer) Amanda Rodriguez
- (a Psychiatrist) Andrew Lee
- (an Inventor) Andrew Phan
- (a Scientist) Angelina Huynh
- (a Fashion Designer) Brianna Cavalier
- (an NBA Superstar) Charlie Lonh
- (a Hairstylist) Crystal Kea
- (an NBA Player) Dang Mai
- (a Model) Danielle Rivas
- (an NBA player) Deonte Keyes
- (a Doctor) Jennifer Wannoo
- (undecided) Dylan Smith
- (a Baseball Player) Eddie Fernandez
- (a Champion Wrestler) Elijah Trevino
- (an NBA Player) Gourav Gupta
- (a Martial Arts Master) Hien Do
- (a Writer) Iris Arista
- (a 4th Grade Teacher) Izabela Villanueva
- (a Pharmacist) Jennifer Tran
- (a Math Teacher) Johnson Tran
- (a Singer) Julie Huynh
- (a Gymnast) Leah Moore
- (a Scientist) Marvick Chan
- (a Carpenter) Matt Hidalgo
- (a Doctor) Priya Bhattacharjee
- (an Actress) Rachel Rosete
- (a Business Woman) Reann Pham
- (an NFL Player) Sean Brasli
- (a Lawyer) Salis Sisserox
- (a Writer) Tiffany Thang
- (a Writer) Tomson Mathoi
- (a Doctor) Vivian Ngo

Sixth Grade Dreams



ABOUT OUR SCHOOL PAGE LAYOUT IDEAS



VIRTUAL IMPACT
MARKETING INC

1-800-850-7721 sales@vimi.com www.vimi.com

Butterworth Elementary School



A child's life is like a piece of paper on which every passerby leaves a mark.
--Ancient Chinese Proverb

Children have never been very good at listening to their elders, but they have never failed to imitate them.
--James Baldwin

"pretty much all the honest truth telling in the world is done by children."
--Sir Oliver Wendell Holmes

The yearbook staff would like to apologize for any mislabeled or misspelled children. We have learned a lot this year and hope to only improve next year! Enjoy!

Skills For Success Planning The Future



Benjamin Fox School

THIS YEARBOOK IS AN OPPORTUNITY TO REFLECT UPON AND CELEBRATE THE MOMENTS OF THIS PAST SCHOOL YEAR. THERE WERE SO MANY WONDERFUL ACTIVITIES AND GENEROUS PEOPLE TO REMEMBER. THE EXCITEMENT OF A SCHOOL WIDE GATHERING, THE HELPING HAND OF A VOLUNTEER, A TEACHER'S LESSON, AND MOST IMPORTANTLY A STUDENT'S LEARNING. HAVE A WONDERFUL SUMMER AND BE SMART.

CHRIS MARCHETTI, PRINCIPAL

2006 - 2007

2006-2007



Swan's Island School Mission Statement

Students, staff, and community members will strive to maintain an safe environment where all feel welcome, inspired, and motivated. An atmosphere conducive to open communication will be in effect.

Each child's unique learning style will be recognized in order to build confidence and self-esteem. We hope to encourage life long learning. We will offer a variety of exciting challenging educational opportunities in a fun, relaxed atmosphere.

Our community will create an environment where people are challenged to improve and encouraged to reach their highest potential. Students will be academically and socially motivated to excel.



The Eagles



TRINITY



LUTHERAN SCHOOL

2006 - 2007

Trace Elementary School



The Best School in San Jose!

2006-2007

Millikin Basics+ ELEMENTARY SCHOOL



Millikin Basics Elementary School is an alternative educational program for grades K-5 of the Santa Clara Unified School District.



PRINCIPAL
Mrs. Melissa Rhodes Stanford

Viewmont Elementary School 2006-2007



Viewmont is a Straight "A" School-
Attitude, Achievement, and Attendance!

This is Viewmont Elementary School's theme for this year. As you look through the pages of this book, you will see students, parents, faculty, and staff exhibiting good attitudes, working toward high achievement, and striving for good attendance.

Everyone at Viewmont enjoys the benefits of being a Straight "A" School!




2116th St. NW
Blair, NE 68401
402-324-7649

Our Savior New American School



2006-2007

LAURELWOOD SCHOOL



2006-2007 YEARBOOK

Norwood Creek Elementary School
San Jose, California
2006-07



Where Learning Leads a Lifetime!








Day John Muir




John Muir Day was a wonderful day for all of our students and staff. We celebrated the life of John Muir, a great outdoorsman and environmentalist. The day was filled with fun activities, games, and a special assembly. We were lucky to have a special guest, a local author, who read to us about John Muir's adventures. We also had a special presentation about the importance of taking care of our planet. It was a day to remember!

"Bring it on! Bring it on!
We got it going on!"


Mr. Ortiz 2007



Brier Elementary School

Principal, Jan March
39201 Sandale Drive
Fremont, CA 94538

Character Counts!



Brier School Earns
California's
Title I Academic
Achievement Award




Brier School was the only Title I school in the Tri-City area to receive this honor. Brier scored above the state's target AFS learning score of 82 in 2006 and 87 in 2007. The school's success is credited in many ways: our highly-trained and dedicated staff, superb family support services, a rigorous course of study with high expectations, parent support and hard-working students.



Mrs. Smith, Mr. March, Mrs. Harris, Mr. Erik O'Connell and Mrs. Gleason receive Brier's Title I Academic Achievement Award in Costa Mesa, CA in April 10, 2007.

(names listed from left to right)

Mr. Erik O'Connell, California State Superintendent


Remodeling Diverse American Schools



When the city of San Jose, California, decided to remodel its schools, it chose to remodel them in a way that would honor the diverse cultures of the city. The city's schools are now more than just places to learn; they are places where students can learn about their own culture and the cultures of others. The city's schools are now more than just places to learn; they are places where students can learn about their own culture and the cultures of others.

EATON ELEMENTARY

2008 - 2007



C. B. Eaton
Elementary School

CUPERTINO
UNION SCHOOL DISTRICT

Lexington Factoids: Did you know...??



Lexington School was first built in 1859 on a location which is now under the water of the Lexington Reservoir. The school was rebuilt and opened again in 1953 at this present location.

Mr. Strudley taught 4th, 5th, and 6th grades here at Lex for 30 years, from 1971 - 1981, and then came back to become principal in 1998.



Mrs. Bulley has been teaching at Lex for over twenty years, teaching literacy, 1st and 2nd grades.

Ms. Nancy has been teaching at Lex for 18 years, mostly 4th grade.



Room 12 used to be the lunchroom, and the kids ate in their classrooms.

Ms. Jan started teaching at Lex in the mid-seventies, teaching K, 5th, 2nd, 1/2 split, and now has been teaching Kindergarten for 8 years straight.

Mrs. Gordon has been the Resource specialist here since 1991.

There were 2 lions and a goat kept in the back playground.



Mrs. Vaslen has been teaching 5th or 3rd grades at Lexington for 13 years.



2006-07

This year I am in the _____ grade.
I am _____ years old.

My teacher is _____

My signature _____

Vargas School!

2006-2007

It's time to say good-bye
Our year has come to an end.

We've made more cherished memories
and many more new friends.
We've watched our classes learn and grow
and change from day to day.
We hope that all the things we've done
Have helped in some small way.
So it's with happy memories
We walk out of the door.
With great hope and expectations
for what next year holds in store.

This yearbook belongs to _____
 This year I was in the _____ grade, and my
 teacher was _____
 Some of my friends are _____

 The best thing about this year was _____

Bracher Elementary School



Santa Clara, California
2006-2007

My name is _____
I am _____ years old and in the _____ grade.
My teacher's name is _____
My favorite memory is _____

Yearbook cover by: Helen Hoang

THIS BOOK BELONGS TO:

Front cover design by: Winnie Yu Back cover designed by: Alex Chin

MY BEST FRIENDS: _____

TOP MOVIES: _____

WHAT'S NOT IT: _____

MY FAVORITE CLASS: _____

This yearbook belongs to: _____
My Grade: _____ My Age: _____

DAVES AVENUE SCHOOL

Congratulations, Class of 2007!

My teacher is: _____
My favorite subject is: _____
What I remember most is: _____

Lexington Elementary School
19700 Old Santa Cruz Highway
Las Gatas, CA 95033

MY YEARBOOK

My name is _____

I am in _____ grade.

My teacher's name is _____

My class is in Room: _____

My best friends are _____

My favorite game is _____

My favorite subject is _____

The one thing I'll never forget about this year is: _____

Mission San Jose Elementary

My School Day Memories

This is the San Jose School Bell
1849 - 1922 Elmerita Street School
1923 - 1955 Salinas Street School

My Name: _____ Grade: _____
My Teacher: _____


Morganton Day School Memory Book




2006 - 2007

MORGANTON DAY SCHOOL '07

Name: _____
Grade: _____

An IBO Candidate School





Kindergarten
Concert
Pondo Creation

- ~ Hey, Hey Room 1
- ~ Roses are Red Room 23
- ~ Starlight, Starbright Room 2

Kindergarten Concert



S
C
I
E
N
C
E
C
A
M
P



CAMP COSTANOAN

Don Venguet

5th Grade March 27-30, 2006



Let your walks now be a little more adventurous.
- Henry David Thoreau

W
A
L
D
E
N
W
E
S
T





Disney's Aladdin Jr.



CAST:

Crow: Hannah Eberle, Billy Hanford, Mackenzie Jackson, Sam Kuckern, Clary Messenger, John Parsons, Chris Parcell

Henry Moss: Will Nielsen, Zach Puppo, Gabrielle Itohschild, Jack Sexton, Scott Shelton, Avery Strand, Jasmyin Tebetra, Ally Tinsley, Priyanka Verbisht-Goel, Rachel Vats, Harley Wade, Parker Williams, Garrett Woodford Berry, Olivia Woodford Berry, Bailey Yates

Other Cast Members: Dina Abeywickrema, Thilini Abeywickrema, Brooke Ahmed, Olivia Ahmed, Sophia Alzaid, August Bergh, Mitchell Blackwell, Justin Bryan, Courtney Ceran, Hannah Chen, Ellen Church, Emma Coban, Jason Comstock, Kaitlyn Cook, Niamh Doyle, Anna Esslinger, Kelsey Fleming, Meg Franklin, Harinah Hastings, Eve Javey, Jessica Moldman, Clare Maloney-McCrystle, Claire Masdon, Rachel McGill, JP McGowan, Connor McGrath, Kaitlyn McLaren, Cody Molhu, Catherine Musher.

Science Camp

Fifth Grade

Environmental Education

Walden West

PAPER

PLASTIC

Sunlight →
Carbon Dioxide →
Water →

Oxygen →
Glucose →

METAL

Camp Costanoan

Recycle

Reduce

Reuse

CLASSROOM SPREADS PAGE LAYOUT IDEAS



VIRTUAL
IMPACT
MARKETING INC

1-800-850-7721 sales@vimi.com www.vimi.com

KINDERGARTEN

Mrs. Lou Ann Lovett

Thanks to all the parents, students, and my colleagues for a great year! A quote from the book, *The Teacher's Calling* by Gloria Durka sums up my goals in teaching. Gloria writes that one teacher's task is to enable "...students to make decisions of principle, to reflect, to articulate and to act in good faith."

 Brian Brown	 Ashley Dardjian	 Carlee Ozman
 Erin Howell	 Christina Kautars	 Miranda Lafiver
 Morgan Magie	 Zachary Ranello	 Justin Ward

Super Stars

Room 15

Liam Fawkins

Samantha

 Carlos Alvarez	 Noah Gonzalez	 Travis Lee	 Savell Evans	 Richard (John)	 Isiah Chavez	 Freckle Costa	 Cecchi Torres	 Isiah Garcia	 John Cudde	 Alex Fay	 Alex Martinez
 Penny Munkick	 Elizabeth Woods	 Melvin Munez	 Amanda Nguyen	 America Fucci	 Evelyn Perez						

2ND GRADE


ABCDEFGHIJ STUV



Ms. Kristin Cabrera

It is the supreme art of the teacher to awaken joy in creative expression and knowledge.

Albert Einstein



- Isabella Jasi
- Kobe Desue
- Matthew Doney
- Matthew Frohnappol
- Sirhan LaFaver
- Sarah Mathiak
- Jackson Merritt
- Hayden Runnells
- Brianne Sawchuk
- Matthew Wemple



The world is a rainbow that's filled with many colors.



Ms. Pescatore

Ms. Pescatore's



Jacob Bellou Henry Beamish Nick Gomez

Yellow, black, and white, and brown. You see them all around.

Kindergarten



The world is a rainbow.

With many kinds of people it takes all kinds of people to make the world go around.



Kai Gonzalez Amanda Jones Katerina Kelly



Mason Elliott Summer Lambert Andres Massei Annika Mittelhauser Arnon Mayeud Ian O'Neill Margyn Pothanue



Gabrielle Fallock Madeline Fallock Shaun Rorndon Sundeeep Radrick Ana Schefer Nicholas Sturt Alexa Wang



Now you be you And I'll be me That's the way we waxes meant to be But the world is a mixing cup Just look what happens when you stir it up.



The world is beautiful When we live in harmony

FIRST GRADE

HEATHER KENT

MELISSA BARNETT	JULY BARNETT	ANDREW BARNETT	KEVIN BARNETT	KEVIN BARNETT
KAROL FORDNER	MARY LOUISE	ALEXANDER HARTNEY	MARY JOE HARTNEY	LUCY HARTNEY
CELIA WARRICK	ESTERANZA GONZALEZ	MARIA JOSE PARRA	LUIS PARRA	EDUARDO PARRA
BRADLEY WOOD	ANGELA SIMONSON	MICHELLE THOMAS	HEIDI YOLAN	WILLIAM YOLAN
LAYNE WRIGHT				

ROOM 3

1st Mrs. Hancock's Class



Learning and working together!

First grade



Mrs. Allegretti

Kindergarten





Phonics, Spelling, Journal, Word Wall, Reading, Field Trips, Telling Time, Counting Money, Adding and Subtracting Fractions, Measurement, Geometry, Music, Art, Geography, Weather, P.E., 1st Grade!!!



John Muir School
Mrs. Rosales Grade 1 2006 - 2007
Top Row: Michelle Lee, Lucy Guir, Abbas Zaid, Johnny Wong, Matthew Pao, Kristi Cho, Isabella Thakral, Andrea Fan, Second Row: Chaper Huang, Heidy Schaefer, Alison Cho, Ken Phum, Front Row: Emily Yu, Erin Peng, Johnson Ku, Zhen Hou, Isabella Lopez, Wilson Zhang, Mrs. Rosales



First Day of School



John Muir School
Miss Bascom Grade 2 2006 - 2007
Top Row: Karina Bando, Josh Biny, Pascal Wardak, Daniel Li, Anna Chi, Alvin Tu, Second Row: Daniel Li, Karina Bando, Bradley Chan, Tyler Jones, Front Row: Isabella Zhou, Eric Liu, Franklin Greene, Shannon Burns, Jia Chen, Miss Bascom, Matt Pichard, Olivia Walker, Amah Sahi, Patsy Ho



Fun Fun Fun!!!



Dear Students of 2006-07:
I enjoyed being your teacher this year. We learned together and did lots of fun projects and activities. We had to see you all again. This I know was a really happy thing. Goodbye!! Don't forget to come back next year.
Miss Bascom

first grade




Daniela Cardillo
Justin Damico
Anthony DeJacks
Romeo Dominguez
Dorcasan Elliott



Olivera Cecilia
Alonso Gonzalez
Pascual Haro
Eusebio Lopez
Tate Lopez

Eric Schmitt
Dorcasan Soto
Dorcasan Tavares
Socorro Torresano
Yarel Torres





Third Grade's

MATH



Mrs. Helene LaFaver

Dear 3rd Grade,

I know you rolled it when I called on you in class when you didn't have your hand raised. I wanted to hear what you thought the answer was.

I know you were annoyed when I told you to "Look it up!" I wanted you to be independent.

I know it bothered you when I didn't call on you when you wanted to answer. I know you already understood. I wanted to be sure your classmates did, too.

I know it was frustrating to do work while others were at centers. I wanted to give you some extra time to finish.

I know you were unhappy when I would not tell you what 7 x 8 was. I wanted you to think.

I know you got upset when I told you to "Work out your math problems!" I wanted you to try.

I know you couldn't concentrate in class sometimes. I got into arguments with my friends in school, too.

I know it was hard for you to redo your work. I wanted you to learn how to do it correctly.

I know you were angry when I called your parents. I wanted you to learn to follow the rules.

I know 3rd Grade was not always easy. I know you could do it!

Just know that as you grow up, I will always be concerned for you and want the best for each and every one of you!

Good luck in 4th Grade!

Love,
Mrs. LaFaver

CLASS PICTURE





 Ryan Campbell	 Alex Brown	 Morgan Howell
 Matthew Leamy	 Elizabeth Patton	 Connor Crawford
 Nathan Vealord	 Samantha Ward	 Andrew Young

HISTORY

Special Day Class




Emily Brown


Kindergarten


Julie Dang
Rebecca Iofie








First Grade

Takumi Fukunaga





Second Grade

 Kenny Blow	 Clarice Fullmer
 Roenlito Gabriel	 Jared Ghanarawi
 Gustavo Gonzalez-Romero	 Christian Nunes
 Derek Oxford	 Isaiiah Pereira
 Jennifer Robledo	 Daniel Sarame
 Victoria Sanchez	 Henry Strong
 Roger Young	

K 1 MULTI-AGE

Mrs. Christine Runnells

A child's soul is a wealth of sympathy, kindness, creativity and generosity. God has given me the pleasure of helping to unlock that treasure in the wonderful children within these pages. It has been a joy to spend each day learning from my students.

Mia LaFaver Sam Madrigal Victoria Vail

Robert Harwood Sean Brogan Madison Deem

Jessica Harris Jared Mohammed Diamond Robinson

FRIENDS

ROOM 9 WORKING TOGETHER LIKE A SCHOOL OF FISH

DEBRA SCHIWEE

WENDY CAZALI NINA CHANDLER JALON PEREZ VONCH ECOMI JANA PERAZA

RICARDO LOPEZ DAN MARRASO JOSE MORALES MIZAE BENTON TRICHE PHAM

BLOIS GARCIA ALAN GONZALEZ WENDY PEREZ JOYCE KWANG REBEKA LOPEZ

CECILIA RIVAS LILLIAN RIVERA MAXIMILIAN TEE DANIELA SALAS

The Three Musketeers

The girls enjoy a picnic

Welcome to the class, Zac

Pumpkin talk

Aubrey picks Jessica and Miranda at the Science Center

Back N Ball dancers in the Christmas Play

Miranda digs for dinosaur bones

Zachary strikes a pose during Build-A-Bear field trip

Princess Erin at the Fairy Tale Ball

Justin enjoys the day at Dartmouth Park

Who's who at the Fall Festival

K and K-I are fully grown and brava

Digging for what?!

Morgan is the pick of the patch

Fun at the Fairy Tale Ball

Christina and Brian take a break at Build-A-Bear

Studying dinosaur bones

Astronauts explore a new planet

All characters welcome at the Fairy Tale Ball

Having fun at the Lock-In

Second grade



David Fry



David Fly








 Edward Lopez	 Ronda Assad	 Marissa Kerpiani	 Joseph Barrios	 Shantel Lachar	 Neil Cervantes	 Julianna Cho	 Edward (Dillon) Green	 Isidore Juarez	 Nephthi Johnson
 Isabella Johnson	 Vanessa Le	 Marissa Mendi	 Brenda Martinez	 Nephthi Ponce	 Adrian Reyes	 Mariana Sanchez	 Mya Shaloh	 Omar Williams	 Neil Cervantes











10 Is Bugging Out!









































Out of This World




Laura Rubio

Third Grade















									
									
									
									























third grade



Deanna Watts



 Catalina Amaya	 Alicia Bertram	 Kyler Beretta	 Antonina Chaires	 Tami Duan						
 Milena Lopez	 Alena Mendez	 Symone Rodrick Pagg	 Becky Salazar	 Allen Thai						

Michael Hessler
Yessica Hernandez
Aimee Lammstrong
Aanna Le
Angelica Leighton

Montygo Imhoff
Henry Ventura
Malia Myler
Ker Niggi Williams
Miles Young

B of 12

What part will you play in your community? Third Grade

Teacher: Susie Lyle

Firefighter: [Image]

Baker: [Image]

Police Officer: [Image]

Carpenter: [Image]

Mailcarrier: [Image]

Doctor: [Image]

Business Woman: [Image]

Photographer: [Image]

Comedian: [Image]

Room 13

Isiah Addison	Wiana Calderon	Victor Eri	Jessica Thattar	Dezary Flores	Freddy Goveara	Jesse Hare	Ariana Hernandez	Albert Im	Nahuel Keith
Amy Matresco	Duy Lam Nguyen	Paulina Oveas	Seyoon Park	Emerald Peoples	Julissa Perez	Jeanette Phan	Nikki Ramirez	Jaycob Rehrert	Johan Tolosa

ROOM 16 WHERE "CHARACTER MATTERS!"

FOURTH GRADE

ANNIE LAUMGARTEN

VICTORIA ARANETA
 EFAN BRUFCA
 CHRISTIAN CHAVEZ
 THOMAS CHOI
 JAYLIE DIAZ
 MICHAEL TOROZO

JULIE EYFONDEA
 JONATHAN FERNANDEZ
 YESHAI FERRERIA
 ARIANNA GONZALEZ
 MICHAEL GONZALEZ
 KAMATU KOFARA

FARAN LEE
 DENNIS MARTINEZ
 FANDRA ANDREA
 FARAN ANDRUEBA
 WAREEM WELBY
 YA ANJAN HERR

CINCY MCWYEN
 MARCO OCHOA
 KESTER PALMIRA
 JACQUEL PEREZ
 SAUL PHU
 CHRISTIAN PULPUL

TAYLOR PERRE
 FITSIANOS
 BAYROND
 EDUARDO TOROZO
 FRANCES YATAN
 ELIAN TOOMASAYAN
 ELIZABETH TRAM

Room 16

Exploring New Friendships

RV

4TH GRADE
 BETTOM FOUY,ERRY HONG, KASSANDRA KAGEL, RANA MAJIDI, JESSICA PEREZ, ANA WAGNER, LAUREN FLATTY, ZARA HUGHES, LINDSEY SMITH, MICHAELA ASHBY, REGAN TWIG, NATALIE APPELBYN, BRANT SANDERSON, REGAN THORPE, GABRIELLE TAYLOR, MIA QUINCY, RICHARDSON, OLIVER PERRY, TRAVIS HORTON, KAYLA GARCIA-PALOMO, KENNEDY-OLIVER, OLIVER CHAN, JACQUELYN CRAM, TSP, TIZZO, JACOBIA HERNANDEZ, TIANA MULLERMEYER, CHA BARRACLOUGH, JESSICA ALONSO, SILVANA HAZAN, MICHAEL MATHIAS, ANDREA MORALES, ALONSO DIACON, JESSICA MATHIAS, NOT PICTURED: SOPHIA MATHIAS

Exploring Music

We are destined for success!

Exploring Music

Exploring Music

Learning through exploration...



Jason Benoit
 Roger Garcia
 Ryan Gonzalez
 Maritza Chavez
 Esteban Lopez

Brandon Wilfong
 Marina Diaz
 Camelia Romo
 Isabella Gutierrez
 Heidi Ramirez

Tao Ryan Kim
 Thya Isaacson
 Paul Kim
 Marissa Martin
 Jennifer Phantao

Stephanie Martinez
 Blake Ramirez
 Richard Deans
 Manuel Padilla-Ortiz
 Chantel Poma

Isabella Pineda
 Ari-Whitney
 Ashley Whittman
 Shalome Yari
 Fabian Torres

Brigitte Tran
 Tony Tran
 Phuong Vithayak
 James Williams
 David Daniels



Holly Braga

Fifth Grade



Room 18

Kindergarten

Miss Morgan- Room 1



Marina Adam
 Dillon Anaya
 Tal Ashkenazi
 Avery Baril
 Barak Braslavski

Isaac Cho
 Angela Ding
 Nicholas Everman
 Isabel Ferriz
 Emily Han

Prinay Hanthirane
 Nicki Hashemi
 Nader Haziq
 Yu Kakonoki
 Ibhonan Kulkarni

Hoyeol Lee
 Sally Lee
 Rhea Menon
 Maria Mora Hoyas
 Miyuki Motino

WHO'D A THOUGHT FIRST GRADE



Could be so much fun!

Special Day Class

Third Grade

Andrea Holman

Cory Barba
 Shelby Sarsons

Fourth Grade

Mark Chavez
 Eddie Green
 Frank Brando

How 'X'ran
 Prabhat Vohral

Fifth Grade


Rosandra Arguello
 Thomas Berger
 Gabriel Flores

Adell Komar
 Andrew Rojas
 Keana O'Neil

Rajni Sathian

Room G

Freshmen



OR...
Will celebrate tomorrow.
Empire State
At Four Corners?

- The bridge is built through the gorge and is one of the longest in the world.
- The bridge is built through the gorge and is one of the longest in the world.
- The bridge is built through the gorge and is one of the longest in the world.

KNIGHT LIFE

What's Up?

Various Knight Life activities gave students something to talk about. Knight Life activities included homecoming, graduation, prom, dates, after-school jobs, and all those activities in which students participated in and out of school.

Homecoming: Week was one of the most anticipated of student life activities. Each day students engaged themselves in activities that promoted school spirit.

After: Participating in various student life activities, students bonded with their fellow Knights. Each talked about his or her experiences. Many of these experiences would be talked about for years to come. Participating in these activities helped to develop well-rounded, involved students who would remember their involvement in years to come.

By Cass Ogden
PEOPLE ARE TALKING



A student dancing at the homecoming event. The student is wearing a white tank top, red pants, and a pink hat. She is surrounded by other students who are also dancing and socializing.

We Have Survived... And We Shall Prevail!

Some people come into our lives and quickly go. Some stay for a while. Some people come into our lives and quickly go. Some stay for a while. Some people come into our lives and quickly go. Some stay for a while.

Congratulations Ashley
We are so proud of all your accomplishments and know there will be many more to come!
Love,
Mom, Dad, & Nick

Justin
"Don't fall for me"
Delight yourself also in the Lord and He shall give thee the desires of thine heart.
Psalm 122

Key Justice
What are you doing? What are you doing? What are you doing?
We love you girl!
Mom, Dad, David, Lyndee, & Jesse

Rachel
You're our daughter and sister... the only one we have. But even without that distinction, we could not love you less. Congratulations on successfully completing this important chapter in your life. We hope the best for you and wish your warm heart, hard work and mighty perseverance, we know you will have it. Keep your running shoes ready, a smile on your face and never forget to leave your footprints on the beach.
-Mommy, Daddy, Colin, Cameron, and Priscilla

Dearest Dana
You're everything to me, hope and dreams you'll be. Our prayers for you is that nothing ever distracts you from your deep faith that our God is present and active in your life.

We love you girl!
Mom, Dad, David, Lyndee, & Jesse

BEANS performing arts
by Karen Robinson, Gretchen Pedersen

meeting back 20
reigning 20
ambitions 20
with love 20
ambitions 20
spring break 20
ambitions 20
ambitions 20
ambitions 20
ambitions 20
ambitions 20
ambitions 20
ambitions 20
ambitions 20
ambitions 20
ambitions 20

Activities

The students in the art room are working on their projects. They are using various materials and techniques to create their art. The room is filled with easels, paint, and other art supplies.

VISION

Taking One's Place

As the work began and the light came in the eyes of the participants, many challenges were met. Through the eyes of the participants, the spirit of the school was felt. The spirit of the school was felt. The spirit of the school was felt.

FEEL THE POWER

The spirit of the school was felt. The spirit of the school was felt. The spirit of the school was felt.

THE LONG WALK


The spirit of the school was felt. The spirit of the school was felt. The spirit of the school was felt.

C Guiltily
Dragons.

We support our teams by turning out for varsity games, regardless of scoring runs. We give other schools a reason to be green with envy. We defend our territory to the end. We are quiet. We are proud of our past and anticipate the future.

We Are Green.


Written by a member of the Green Dragons...



we are green.



student life



easy going

7 he total night party. The 2003 Saturday evening, the overnight...
 ...the night in a busy...
 ...the night in a busy...
 ...the night in a busy...



Winter 2003




Looking MORE Closely



LOOKING more closely...
 ...the night in a busy...
 ...the night in a busy...
 ...the night in a busy...

By Diane Haythorn and Pia Robles
 People Academics Division



PEOPLE

Everybody gets with a different pair of glasses

By Nicki Bunker & Chris Ellington
 photos by C. Washburn and B. Cooper

...the night in a busy...
 ...the night in a busy...
 ...the night in a busy...



Celebrate Diversity

...the night in a busy...
 ...the night in a busy...
 ...the night in a busy...



be

...the night in a busy...
 ...the night in a busy...
 ...the night in a busy...

SENIORS

Our thing is common to almost every senior: a complete loss of focus. For seniors, school has been one eternal round. All that remains for them is the graduation ceremony. It has long been anticipated, and it remains the hallmark of 12 long years of focused effort.

The story of us.

It was an everyday thing...

Each of us individuals, each of us united. We were each unique with our own beliefs, convictions, and challenges in the vast world of high school, which took up four of what was supposed to be the best years of our lives. All of us shared very important lessons that inspired us to fulfill our dreams. All of us were hungry for a challenge, some of us scholarly, and thus self-driven, some of us athletic, and therefore determined, yet all of us individuals, and consequently united, each moment we experienced shaped us through the people we met, the places we went, and the challenges we overcame. High school gave us a chance to grow and expand, a change that resulted from a sense of belonging we felt while we were here. Our experiences provided the foundation for our future and we left Memorial with broadened spiritual and social perspectives. It was these experiences we remembered and compared that helped make up our student life.

**Page for Subscribers Only*

<<building our futures>>

Student Life

TROTTERING WITH THE TURKEYS

By Mr. Bennett, January 3, 2009, by Corbin Jones

“The race was brutal because the course went to being, but the best part was the vanilla ice cream they gave out at the end!”

Who

WHO GREAT GREEN BELL BELL BELL

sophomores

It was for me **defined** because, I got away from the stress and I started to be **UNIQUE** because only one person was like me and everyone else **PROVE** we were different and I knew **INSIDE** to be really **WILD** because we had learned that about the **drama** already. We thought that we were really going to be needed to be like **GRAB** those things from **friendships** and **relationships** were.

The things that would impact who we would become for the rest of our **life**. Every day we were.

Through obstacles through stages of the process we were **forming** getting through whatever you were not put an **accomplishment**.

I was one more step in the direction of who we were.

becoming a new one that was **different** making the **identity** that only **will** what **What changed you?**

By: Mr. Bennett, January 3, 2009

Lasting Endurance

Editor: Leigh Anne Jackson

Through dedication, determination, and sheer ability, each Park athlete worked hard to make a name for the White Park High School Patriots. Whether it was a football player making a name for himself on the gridiron, a swimmer making a name for himself in the pool, or a basketball player making a name for himself on the court, each Park athlete gave their best effort in pushing for lasting endurance.

The goal, each team brought home their fourth consecutive state title and OVAAC title, while the girls captured their first OVAAC title, the City Championship, and OVAAC International title. The cheerleaders captured their 11th consecutive and record-setting OVAAC title.

On the school year progressed, the Patriots athletes trained from fall to spring, working every inch of their bodies, pushing, and sweating. The sweat they poured, each of them, that earned OVAAC, state, and national titles, and the dedication, determination, and sheer ability, each Park athlete worked hard to make a name for the White Park High School Patriots.

By: Leigh Anne Jackson

SOBRIETY

Sober is better. Sober is better than being drunk. Sober is better than being high. Sober is better than being stoned. Sober is better than being buzzed. Sober is better than being wasted. Sober is better than being blackout. Sober is better than being passed out. Sober is better than being in a coma. Sober is better than being in a hospital. Sober is better than being in a nursing home. Sober is better than being in a psychiatric hospital. Sober is better than being in a jail. Sober is better than being in a prison. Sober is better than being in a maximum security prison. Sober is better than being in a death row. Sober is better than being on the gallows. Sober is better than being in a gas chamber. Sober is better than being in a firing squad. Sober is better than being in a guillotine. Sober is better than being in a guillotine. Sober is better than being in a guillotine.

Amazing Athletes

126